





**BCU - Flatwater Sprint Racing**  
**Regatta** at NWSC, Nottingham  
**3rd & 4th May 2008**  
**RESULTS**



**Saturday**  **17°C**   
**mph 12**

**Sunday**  **14°C**   
**mph 10**

### **Promotions**

1216	BOA	T. Simmons (J)	to Mens A	3697	RDG	O. Peake	to Mens B
1305	CEL	G. Buggy	to Mens B	0621	RLS	A. Herbert	to Mens B
5134	WOR	T. Phillips	to Mens B	0672	NOT	R. Littlewood	to Mens B
5785	EAL	B. Soregi	to Mens C	5340	BSF	J. Young	to Boys A
5489	SLP	S. McCarthy	to Boys B	5268	BSF	J. Fitzpatrick	to Boys B
5839	SDS	T. Sneddon	to Boys B	5764	NOT	C. Duff	to Boys C
5663	RDG	N. Kirchstien	to Boys C	4430	LBZ	N. Garside	to Boys C
0010	NOT	M. Nadal	to Masters A	5580	BOA	M. Escott	to Masters A
0509	WOR	J. Cave	to Masters B	5758	ANK	D. Ricketts	to Masters B
5807	NOT	T. Webb	to Masters B	5691	LBZ	D. Campbell	to Masters C
5535	NOR	G. Rix	to Masters C	3876	NOT	H. Mason	to Womens A
5653	IND N.	Hoogesteger	to Womens C	1235	RDG	A. Churnside	to Girls A
4387	RDG	J. Collins	to Girls A	3119	ADS	M. Middlehurst	to Girls A
5270	WEY	P. Ayres	to Girls A	1276	BAN	L. Ferguson	to Girls A
5523	ELM	R. Simon	to Girls B	5106	BOA	H. Simmons	to Girls B
5160	WOR	E. Lewis	to Girls C	5786	BSF	R. Pinnock	to Girls C
5289	ROY	G. Farrington	to Girls C	5390	ELM	A. Ward	to Girls C
1814	FLA	J. Styan	to Mens A <b>C1</b>				


### **Demotions**

0752	LBZ	D. Slight	to Mens C	5456	NOT	M. Simms	to Mens C
3346	CLM	T. Head	to Mens D	5275	RDG	D. Colyer	to Boys B
5258	LEI	T. Godleman	to Boys C	2544	WOR	M. Hawthorn	Masters B
5444	BSF	R. Baker	to Masters C	2116	BSF	A. Wright	Masters C
4101	SDS	S. Braithwaite	to Womens B				

**2008 BCU National Sprint Regatta Entries** Deadlines dates - your Club's Entry Form must arrive by the first post on **WEDNESDAY**, 2½ weeks before each regatta,

*National Regatta 7 & 8 June 08,  
National Sprint Championships 5 & 6 July 08,  
Inter-Club 6 & 7 Sept 08 NWSC*

Registration of Paddlers, Registration Officer for Club Colour's & Regatta Entries, to BCU Flat Water Sprint Regatta Organiser  
**Peter Morley**, 17 Springfield Road, Guildford, Surrey **GU1 4DW**

Tel/Fax  01483 571996 Email: [peter.c.morley@btinternet.com](mailto:peter.c.morley@btinternet.com)

**BCU National Flatwater Sprint Racing Regatta – 3 & 4 May 2008**  
National Water Sports Centre – Holme Peirrepoint, Nottingham

**Class: BOYS A**

Race: 12 Boys A K1 500m Heat 1

1	3	WEY	M	CHILDERSTONE	1:54.44
2	1	EXE	T	SHARPE	1:55.37
3	7	WEY	M	WELCH	1:56.04
4	8	ROY	O	GIBSON	1:57.09
5	4	LEI	M	HAMPTON	2:01.78
6	9	ROY	S	DIXON	2:02.66
7	6	SOR	R	VINCENT	2:03.37
8	5	RDG	D	COLYER	2:06.04

Race: 13 Boys A K1 500m Heat 2

1	3	BOA	T	SIMMONS	1:54.24
2	5	RDG	P	EDE	1:54.56
3	1	WEY	M	LAMBERT	1:54.97
4	2	ELM	D	BARBER	1:56.00
5	6	LEI	M	CONNELLY	1:56.03
6	4	RDG	J	SEALEY	1:56.25
7	8	ROY	J	STADDON	1:59.16
8	7	CLM	P	WILKES	2:01.53
9	9	SDS	S	PATTERSON	2:05.75

Race: 46 Boys A K1 500m FINAL 1

1	4	BOA	T	SIMMONS	1:51.96
2	3	RDG	P	EDE	1:52.93
3	7	WEY	M	WELCH	1:53.56
4	5	WEY	M	CHILDERSTONE	1:54.93
5	2	WEY	M	LAMBERT	1:55.25
6	1	ELM	D	BARBER	1:55.29
7	8	ROY	O	GIBSON	1:55.93
8	9	LEI	M	CONNELLY	1:56.95
9	6	EXE	T	SHARPE	1:57.59

Race: 47 Boys A K1 500m FINAL 2

1	6	RDG	J	SEALEY	1:57.70
2	3	SOR	R	VINCENT	1:59.22
3	7	ROY	J	STADDON	1:59.65
4	5	LEI	M	HAMPTON	2:01.55
5	4	ROY	S	DIXON	2:02.95
6	8	CLM	P	WILKES	2:02.99
7	1	SDS	S	PATTERSON	2:03.70
8	2	RDG	D	COLYER	2:06.33

Race: 176 Boys A K1 1000m Heat 1

1	6	BOA	T	SIMMONS	3:58.62
2	2	RDG	P	EDE	3:58.91
3	5	EXE	T	SHARPE	4:01.02
4	3	WEY	M	CHILDERSTONE	4:01.66
5	9	ELM	D	BARBER	4:03.52
6	4	LEI	M	CONNELLY	4:10.94
7	7	SDS	S	PATTERSON	4:13.91
8	1	LEI	M	HAMPTON	4:19.28
9	8	RDG	D	COLYER	4:46.88

Race: 177 Boys A K1 1000m Heat 2

1	5	WEY	M	WELCH	4:01.51
2	6	RDG	J	SEALEY	4:02.59
3	1	ROY	J	STADDON	4:02.66
4	3	WEY	M	LAMBERT	4:03.48
5	4	ROY	O	GIBSON	4:05.61
6	2	CLM	P	WILKES	4:10.10
7	8	ROY	S	DIXON	4:12.50
8	9	IND	K	GAUL	4:23.76

Race: 217 Boys A K1 1000m FINAL 1

1	5	BOA	T	SIMMONS	3:51.85
2	4	WEY	M	WELCH	3:53.12
3	6	RDG	P	EDE	3:56.39
4	8	WEY	M	CHILDERSTONE	3:57.99
5	9	ELM	D	BARBER	3:59.05
6	7	EXE	T	SHARPE	4:00.55
7	3	RDG	J	SEALEY	4:02.74
8	2	ROY	J	STADDON	4:03.62
9	1	WEY	M	LAMBERT	4:04.16

Race: 218 Boys A K1 1000m FINAL 2

1	5	ROY	O	GIBSON	4:02.96
2	4	LEI	M	CONNELLY	4:04.81
3	7	ROY	S	DIXON	4:07.88
4	6	CLM	P	WILKES	4:08.04
5	3	SDS	S	PATTERSON	4:11.33
6	2	LEI	M	HAMPTON	4:16.15
7	8	IND	K	GAUL	4:18.74
8	1	RDG	D	COLYER	4:20.41

Race: 85 Boys A K2 500m FINAL

1	3	BOA	SIMMONS/WELCH (WEY)	1:44.91
2	1	RDG	LAMBERT/SEALEY (WEY)	1:47.56
3	5	WEY	CHILDERSTONE/GIBSON (R)	1:48.03
4	4	RDG	CONNELLY/COLYER (LEI)	1:50.80
5	8	LEI	HAMPTON/VINCENT (SOA)	1:53.35
6	6	ROY	STADDON/DIXON	1:55.32
7	2	SDS	PATTERSON/JORDAN (MAI)	1:59.41

Race: 259 Boys A K2 1000m FINAL

1	3	WEY	CHILDERSTONE/WELCH	3:37.48
2	2	BOA	SIMMONS/GIBSON (ROY)	3:42.08
3	7	WEY	LAMBERT/SEALEY (RDG)	3:47.40
4	6	ROY	STADDON/DIXON	3:54.53
5	5	RDG	CONNELLY (LEI)/COLYER	4:01.35

**Class: BOYS B**

Race: 14 Boys B K1 500m Heat 1

1	5	BSF	J	YOUNG	2:01.12
2	7	WEY	S	DRISCOLL	2:04.98
3	6	WOR	J	TYE	2:05.88
4	2	SLP	J	CORRIGAN	2:06.69
5	3	BOA	J	WEBSTER	2:07.47
6	1	WEY	J	CORDERY	2:08.06
7	8	ADS	T	DEACON	2:11.26
8	4	NOR	O	RIX	2:12.40

Race: 15 Boys B K1 500m Heat 2

1	7	ROY	A	FOSTER	2:06.16
2	3	NOR	L	ALLEN	2:06.93
3	5	SLP	J	MURPHY	2:06.97
4	8	CLM	R	TAYLOR	2:07.89
5	4	BSF	R	WALKINSHAW	2:09.47
6	6	ELM	A	LOVEDAY	2:12.67
7	1	WEY	C	WELCH	2:14.41

Race: 16 Boys B K1 500m Heat 3

1	1	ELM	M	SIMON	2:03.24
2	4	SOU	S	WILLIS	2:05.77
3	5	LEI	A	JOY	2:05.95
4	3	BSF	T	BRETT	2:08.69
5	6	BUR	M	BOWLEY	2:09.94
6	8	BAN	M	MCLEAN	2:10.44
7	2	LBZ	J	LEITCH	2:11.17
8	7	LEI	T	GODLEMAN	2:15.80

Race: 17 Boys B K1 500m Heat 4

1	2	MAI	A	JORDAN	2:03.27
2	4	LEA	M	MILLS	2:05.93
3	7	LBZ	C	SILLITOE	2:07.58
4	6	BAN	J	STONE	2:07.92
5	1	CLM	M	WILKES	2:08.13
6	5	ELM	J	THOMAS	2:09.47
7	3	RDG	B	COLYER	2:10.02

Race: 61 Boys B K1 500m FINAL 1

1	5	BSF	J	YOUNG	2:02.03
2	6	MAI	A	JORDAN	2:03.72
3	4	ELM	M	SIMON	2:03.75
4	1	LEI	A	JOY	2:03.87
5	2	WOR	J	TYE	2:05.27
6	3	WEY	S	DRISCOLL	2:05.29
7	7	SOU	S	WILLIS	2:09.92
8	9	ROY	A	FOSTER	2:10.35
9	8	LEA	M	MILLS	2:14.61

Race: 62 Boys B K1 500m FINAL 2

1	3	BOA	J	WEBSTER	2:08.97
2	4	NOR	L	ALLEN	2:10.09
3	6	SLP	J	MURPHY	2:10.27
4	9	CLM	M	WILKES	2:10.57
5	2	CLM	R	TAYLOR	2:10.78
6	1	WEY	J	CORDERY	2:10.84
7	5	SLP	J	CORRIGAN	2:10.96
8	7	LBZ	C	SILLITOE	2:13.33
9	8	BAN	J	STONE	2:13.48

Race: 210 Boys B K1 1000m Heat 1

1	1	ELM	J	THOMAS	4:17.48
2	6	ROY	A	FOSTER	4:18.78
3	3	WOR	J	TYE	4:19.59
4	4	CLM	M	WILKES	4:20.04
5	7	SLP	J	MURPHY	4:21.76
6	8	SLP	J	CORRIGAN	4:22.32
7	2	CLM	R	TAYLOR	4:28.58
8	5	BSF	R	WALKINSHAW	4:30.76

Race: 211 Boys B K1 1000m Heat 2

1	2	NOR	L	ALLEN	4:20.66
2	4	NOR	O	RIX	4:25.54
3	8	ADS	T	DEACON	4:26.46
4	3	WEY	C	WELCH	4:27.37
5	5	LBZ	J	LEITCH	4:28.34
6	6	ELM	A	LOVEDAY	4:34.32
7	7	BAN	J	STONE	4:36.94

Race: 212 Boys B K1 1000m Heat 3

1	5	MAI	A	JORDAN	4:19.66
2	4	WEY	S	DRISCOLL	4:24.00
3	6	LEA	M	MILLS	4:25.11
4	2	BAN	M	MCLEAN	4:26.99
5	3	BSF	T	BRETT	4:27.54
6	1	BUR	M	BOWLEY	4:28.86
7	7	RDG	B	COLYER	4:32.67

Race: 213 Boys B K1 1000m Heat 4

1	4	BSF	J	YOUNG	4:16.89
2	6	ELM	M	SIMON	4:19.88
3	2	BOA	J	WEBSTER	4:26.86
4	1	SOU	S	WILLIS	4:26.96
5	5	LEI	A	JOY	4:29.18
6	3	WEY	J	CORDERY	4:36.94
7	7	LEI	T	GODLEMAN	4:47.13

Race: 244 Boys B K1 1000m FINAL 1

1	5	BSF	J	YOUNG	4:11.44
2	7	MAI	A	JORDAN	4:11.50
3	2	ELM	M	SIMON	4:16.09
4	1	NOR	L	ALLEN	4:18.60
5	3	WOR	J	TYE	4:19.20
6	8	CLM	M	WILKES	4:19.76
7	6	ROY	A	FOSTER	4:20.03
8	9	SLP	J	MURPHY	4:23.40

Race: 245 Boys B K1 1000m FINAL 2

1	2	BOA	J	WEBSTER	4:20.56
2	4	WEY	S	DRISCOLL	4:21.46
3	5	SLP	J	CORRIGAN	4:25.48
4	1	BAN	M	MCLEAN	4:26.02
5	6	LEA	M	MILLS	4:26.51
6	8	SOU	S	WILLIS	4:26.85
7	3	NOR	O	RIX	4:32.05
8	7	ADS	T	DEACON	4:32.18
9	9	WEY	C	WELCH	4:33.04

Race: 92 Boys B K2 500m Heat 1

1	2	SLP	CORRIGAN/MURPHY	1:57.35
2	3	LEA	MILLS/DRISCOLL (WEY)	1:58.33
3	7	BAN	STONE/JOY (LEI)	2:00.66
4	4	RDG	COLYER/BOWLEY (BUR)	2:01.36
5	1	LBZ	LEITCH/SILLITOE	2:03.58
6	6	NOR	RIX/WILLIS	2:06.83
7	5	WEY	WELCH/CORDERY	2:07.91

Race: 93 Boys B K2 500m Heat 2

1	1	CLM	WILKES/TAYLOR	1:57.56
2	6	BOA	WEBSTER/MCLEAN (BAN)	1:59.92
3	2	WOR	TYE/DEACON (ADS)	2:00.51
4	3	ELM	THOMAS/LOVEDAY	2:02.76
5	4	BSF	WALKINSHAW/BRETT	2:05.38
6	5	LEI	SIMON/LUNN (ELM)	2:06.73

Race: 119 Boys B K2 500m FINAL

1	3	BOA	WEBSTER/MCLEAN (BAN)	1:59.66
2	5	SLP	CORRIGAN/MURPHY	2:00.46
3	2	BAN	STONE/JOY (LEI)	2:01.14
4	6	LEA	MILLS/DRISCOLL (WEY)	2:02.15
5	8	RDG	COLYER/BOWLEY (BUR)	2:02.16
6	4	CLM	WILKES/TAYLOR	2:05.37
7	7	WOR	TYE/DEACON (ADS)	2:05.58
8	1	ELM	THOMAS/LOVEDAY	2:05.95
9	9	LBZ	LEITCH/SILLITOE	2:14.07

Race: 157 Boys B K2 1000m Heat 1

1	2	RDG	COLYER/BOWLEY (BUR)	3:57.30
2	1	BAN	MCLEAN/WEBSTER (BOA)	3:59.45
3	6	LEA	MILLS/DRISCOLL (WEY)	4:03.58
4	5	BAN	STONE/JOY (LEI)	4:08.05
5	4	BSF	WALKINSHAW/BRETT	4:12.02
6	3	WEY	CORDERY/WELSH	4:24.65

Race: 158 Boys B K2 1000m Heat 2

1	6	WOR	TYE/DEACON (ADS)	3:59.33
2	1	NOR	RIX/WILLIS -SOU	4:01.91
3	4	SLP	CORRIGAN/MURPHY	4:04.48
4	2	CLM	WILKES/TAYLOR	4:05.79
5	5	ELM	THOMAS/LOVEDAY	4:05.85

Race: 178 Boys B K2 1000m FINAL

1	4	WOR	TYE/DEACON (ADS)	3:58.46
2	6	BAN	MCLEAN/WEBSTER (BOA)	3:59.59
3	7	LEA	MILLS/DRISCOLL (WEY)	4:03.13
4	2	SLP	CORRIGAN/MURPHY	4:04.78
5	8	CLM	WILKES/TAYLOR	4:06.82
6	5	RDG	COLYER/BOWLEY (BUR)	4:06.91
7	9	BAN	STONE/JOY (LEI)	4:07.64
8	1	ELM	THOMAS/LOVEDAY	4:09.78
9	3	NOR	RIX/WILLIS	

Race: 262 Boys B/C K4 1000m FINAL			
1 4	WOR	TYE/DEACON(ADS)/JOY(LEI)/STONE(BAN)	3:45.31
2 8	SLP	MURPHY/CORRIGAN/MC CARTHY/MITCHELL(CE	3:45.72
3 5	BAN	MCLEAN/WEBSTER(BOA)/THOMAS(ELM)/LOVEDAY(E	3:50.02
4 6	CLM	TAYLOR/WILKES/WILKES/YOUNG -BSF	3:51.55
5 3	NOR	HICKS/LINNELL/ALLEN/HICKS	3:56.47
6 7	MAI	JORDAN/BANNISTER/CATCHLOVE/KINGSTON	3:59.34
7 2	WEY	BEYER/WELCH/DRISCOLL/MILLS(BAN)	3:59.69
8 1	LBZ	LEITCH/MATTESON/MURPHY/CREAMER	4:05.78

### Class: BOYS C

Race: 22 Boys C K1 500m Heat 1			
1 6	BSF	J FITZPATRICK	2:11.68
2 4	LBZ	M BARTOLI	2:14.53
3 3	CEL	D MITCHELL	2:16.50
4 1	NOR	W LINNELL	2:17.56
5 5	ROY	G STANDEVEN	2:19.14
6 7	MAI	T KINGSTON	2:23.26

Race: 23 Boys C K1 500m Heat 2			
1 2	SLP	S MCCARTHY	2:12.31
2 3	SDS	L FLETCHER	2:18.46
3 7	LBZ	A MURPHY	2:18.69
4 4	LEI	M LUNN	2:19.70

Race: 24 Boys C K1 500m Heat 3			
1 3	SDS	T.SNEEDDON	2:15.75
2 1	LBZ	R CREAMER	2:15.77
3 2	NOR	A HICKS	2:16.76
4 6	CDF	M ROBINSON	2:18.94
5 7	MAI	P BANNISTER	2:19.36
6 4	MAI	M CATCHLOVE	2:19.55
7 5	LBZ	M MATTERSON	2:22.65

Race: 68 Boys C K1 500m FINAL 1			
1 2	CEL	D MITCHELL	2:13.79
2 5	BSF	J FITZPATRICK	2:14.81
3 3	SDS	T.SNEEDDON	2:15.17
4 4	SLP	S MCCARTHY	2:15.94
5 6	LBZ	M BARTOLI	2:16.45
6 1	NOR	W LINNELL	2:17.50
7 8	NOR	A HICKS	2:20.63
8 7	LBZ	R CREAMER	2:20.85
9 9	SDS	L FLETCHER	2:21.27

Race: 69 Boys C K1 500m FINAL 2			
1 2	LEI	M LUNN	2:18.61
2 3	MAI	P BANNISTER	2:20.06
3 4	CDF	M ROBINSON	2:20.38
4 5	LBZ	A MURPHY	2:21.95
5 8	LBZ	M MATTERSON	2:22.37
6 6	ROY	G STANDEVEN	2:22.53
7 1	MAI	T KINGSTON	2:23.04
8 7	MAI	M CATCHLOVE	2:23.87

Race: 159 Boys C K1 1000m Heat 1			
1 5	SDS	T SNEEDDON	4:30.07
2 6	LBZ	R CREAMER	4:36.14
3 4	LBZ	A MURPHY	4:41.72
4 3	SDS	L FLETCHER	4:43.58
5 2	LBZ	M MATTERSON	4:45.91

Race: 160 Boys C K1 1000m Heat 2			
1 2	NOR	A HICKS	4:40.22
2 7	CEL	D MITCHELL	4:44.83
3 6	ROY	G STANDEVEN	4:47.12
4 1	MAI	M CATCHLOVE	4:52.34
5 4	NOR	W LINNELL	4:55.56
6 5	MAI	T KINGSTON	4:57.88

Race: 161 Boys C K1 1000m Heat 3			
1 1	BSF	J FITZPATRICK	4:35.52
2 3	SLP	S MCCARTHY	4:36.86
3 7	LEI	M LUNN	4:40.26
4 5	MAI	P BANNISTER	4:48.22

Race: 186 Boys C K1 1000m FINAL 1			
1 5	SDS	T SNEEDDON	4:40.20
2 7	NOR	A HICKS	4:41.20
3 9	CEL	D MITCHELL	4:43.61
4 6	LBZ	R CREAMER	4:44.75
5 3	SLP	S MCCARTHY	4:44.96
6 8	LBZ	A MURPHY	4:46.52
7 2	LEI	M LUNN	4:48.48
8 1	SDS	L FLETCHER	4:50.49
9 4	BSF	J FITZPATRICK	4:50.65

Race: 187 Boys C K1 1000m FINAL 2			
1 7	NOR	W LINNELL	4:42.34
2 6	MAI	P BANNISTER	4:50.15
3 5	LBZ	M MATTERSON	4:52.78
4 2	MAI	T KINGSTON	4:54.67
5 4	ROY	G STANDEVEN	4:54.70
6 3	MAI	M CATCHLOVE	4:55.55

Race: 118 Boys C K2 500m FINAL			
1 1	SDS	FLETCHER/SNEEDDON	2:06.08
2 6	CEL	MCCARTHY(SLP)/MITCHEL	2:09.34
3 2	LBZ	BARTOLI/MURPHY	2:11.41
4 5	NOR	HICKS/LINNELL	2:12.60
5 4	MAI	BANNISTER/CATCHLOVE	2:12.96
6 3	LBZ	OSBORNE/CREAMER	2:17.56

Race: 225 Boys C K2 1000m FINAL			
1 2	SDS	FLETCHER/SNEEDDON	4:18.15
2 4	CEL	MCCARTHY/MITCHELL(SLP	4:21.70
3 3	LBZ	MURPHY/CREAMER	4:22.56
4 5	NOR	HICKS/LINNELL	4:22.82
5 1	MAI	BANNISTER/CATCHLOVE	4:29.40

### Class: BOYS D

Race: 36 Boys D K1 500m Heat 1			
1 1	BUR	M WALTERS	2:29.03
2 2	LBZ	D FOLEY	2:32.08
3 4	LIN	E QUITTENTON	2:33.91
4 6	RIC	J KILLIP	2:38.38
5 5	WEY	E HAWS	2:39.00
6 3	ADS	A REEVES	2:44.94
7 7	CKP	G BARNICOAT	2:45.95
8 8	LBZ	S PLUMBER	2:53.53

Race: 37 Boys D K1 500m Heat 2			
1 1	CDF	T COOMBES-DAVIS	2:34.27
2 7	BAN	M COOKNELL	2:34.80
3 3	WOR	R CAVE	2:35.41
4 5	BOA	J ESCOTT	2:40.13
5 4	RIC	B KILLIP	2:42.66
6 2	NOT	R MILLAR	2:48.49
7 8	WOR	T LYNCH	2:57.30
8 6	MAI	W RICHARDS	2:58.45

Race: 38 Boys D K1 500m Heat 3			
1 4	RLS	J STANNARD	2:36.18
2 6	ELM	T SHIEL	2:42.06
3 7	BOA	S WEBSTER	2:44.52
4 3	ELM	A THOMAS	2:45.40
5 2	CLM	J WALKINTON	2:46.46
6 1	BOA	T ESCOTT	2:46.65
7 5	LBZ	H MATTERSON	2:57.66

Race: 39 Boys D K1 500m Heat 4			
1 4	RDG	N KIRSCHSTEIN	2:21.45
2 5	NOT	C DUFF	2:21.84
3 7	HER	W TOPHAM	2:31.30
4 2	WEY	S MEDLICOTT	2:33.76
5 6	ELM	P ILLINESI	2:38.65
6 3	SDS	E EASSON	2:38.79
7 1	LBZ	A ROBINSON	2:51.22

Race: 40 Boys D K1 500m Heat 5			
1 5	LBZ	N GARSIDE	2:24.12
2 4	ROY	B FINNIS	2:29.32
3 3	WEY	J CHILDSTONE	2:30.75
4 1	SDS	N PATTERSON	2:34.50
5 7	SDS	S REDMOND	2:35.59
6 2	ROY	F BLACKMAN	2:42.82
7 6	ROY	J FINNIS	2:45.63

Race: 97 Boys D K1 500m FINAL 1			
1 4	NOT	C DUFF	2:19.18
2 5	RDG	N KIRSCHSTEIN	2:19.86
3 6	LBZ	N GARSIDE	2:22.66
4 2	WEY	J CHILDSTONE	2:26.50
5 7	ROY	B FINNIS	2:28.97
6 3	BUR	M WALTERS	2:29.52
7 8	HER	W TOPHAM	2:30.07
8 9	WEY	S MEDLICOTT	2:31.50
9 1	LBZ	D FOLEY	2:37.02

Race: 98 Boys D K1 500m FINAL 2			
1 8	RLS	J STANNARD	2:29.07
2 3	BAN	M COOKNELL	2:29.11
3 4	CDF	T COOMBES-DAVIS	2:32.57
4 6	SDS	N PATTERSON	2:33.06
5 2	SDS	S REDMOND	2:33.24
6 1	RIC	J KILLIP	2:34.28
7 5	LIN	E QUITTENTON	2:34.44
8 7	WOR	R CAVE	2:37.23
9 9	ELM	P ILLINESI	2:40.64

Race: 99 Boys D K1 500m FINAL 3			
1 2	ROY	F BLACKMAN	2:35.21
2 6	BOA	J ESCOTT	2:35.63
3 4	WEY	E HAWS	2:36.16
4 3	ELM	T SHIEL	2:38.90
5 5	SDS	E EASSON	2:39.80
6 7	RIC	B KILLIP	2:41.50
7 1	ADS	A REEVES	2:41.51
8 8	BOA	S WEBSTER	2:46.01
9 9	ELM	A THOMAS	2:55.30

Race: 165 Boys D K1 1000m Heat 1			
1 3	LBZ	D FOLEY	5:02.48
2 2	BAN	M COOKNELL	5:04.01
3 5	SDS	S REDMOND	5:06.17
4 7	ELM	P ILLINESI	5:08.73
5 6	SDS	E EASSON	5:14.02
6 8	BOA	T ESCOTT	5:18.80
7 1	ADS	A REEVES	5:31.83
8 4	MAI	W RICHARDS	5:49.31

Race: 166 Boys D K1 1000m Heat 2			
1 4	RDG	N KIRSCHSTEIN	4:54.37
2 3	RLS	J STANNARD	4:59.56
3 8	BUR	M WALTERS	5:02.76
4 2	CDF	T COOMBES-DAVIS	5:08.92
5 5	LIN	E QUITTENTON	5:12.49
6 6	BOA	S WEBSTER	5:23.07
7 7	ELM	A THOMAS	5:30.99
8 1	CKP	G BARNICOAT	5:50.52

Race: 167 Boys D K1 1000m Heat 3			
1 8	LBZ	N GARSIDE	4:49.09
2 6	ROY	B FINNIS	5:00.50
3 3	WEY	E HAWS	5:02.46
4 2	SDS	N PATTERSON	5:03.82
5 1	WEY	S MEDLICOTT	5:04.17
6 4	WOR	R CAVE	5:15.15
7 5	ROY	J FINNIS	5:22.77
8 7	ELM	M CONNELL	5:38.91

Race: 168 Boys D K1 1000m Heat 4			
1 1	NOT	C DUFF	4:47.15
2 5	WEY	J CHILDSTONE	4:59.74
3 2	BOA	J ESCOTT	5:06.27
4 6	ELM	T SHIEL	5:11.40
5 4	ROY	F BLACKMAN	5:18.04
6 7	LBZ	H MATTERSON	5:31.79
7 3	CLM	J WALKINTON	5:32.25
8 8	WOR	T LYNCH	5:52.20

Race: 191 Boys D K1 1000m FINAL 1			
1 6	RDG	N KIRSCHSTEIN	4:51.97
2 5	NOT	C DUFF	4:52.49
3 4	LBZ	N GARSIDE	4:55.70
4 7	WEY	J CHILDSTONE	5:03.03
5 3	RLS	J STANNARD	5:05.82
6 2	ROY	B FINNIS	5:06.11
7 8	WEY	E HAWS	5:07.20
8 9	BUR	M WALTERS	5:12.03
9 1	LBZ	D FOLEY	5:31.13

Race: 192 Boys D K1 1000m FINAL 2			
1 7	BOA	J ESCOTT	5:07.55
2 6	WEY	S MEDLICOTT	5:08.87
3 5	SDS	N PATTERSON	5:13.06
4 3	SDS	S REDMOND	5:13.77
5 9	LIN	E QUITTENTON	5:15.36
6 1	ELM	T SHIEL	5:18.97
7 2	ELM	P ILLINESI	5:20.22
8 8	CDF	T COOMBES-DAVIS	5:21.02
9 4	BAN	M COOKNELL	5:21.22

Race: 123 Boys D K2 500m Heat 1			
1 7	BUR	WALTERS/COOKNELL(BAN)	2:19.23
2 3	WEY	CHILDSTONE/HAWS	2:19.98
3 8	HER	TOPHAM/WALKINTON(CLM)	2:24.56
4 1	ELM	WARD/THOMAS	2:25.49
5 2	ELM	SHIEL/ILLINESI	2:28.71
6 4	RIC	KILLIP/KILLIP	2:29.02
7 5	SDS	PATTERSON/REDMOND	2:32.15
8 6	CKP	BARNICOAT/	2:42.31

Race: 124 Boys D K2 500m Heat 2			
1 5	NOT	MILLAR/DUFF	2:16.81
2 3	WOR	CAVE/LYNCH	2:25.55
3 4	LIN	TONNER/QUITTENTON	2:27.86
4 6	BOA	ESCOTT/ESCOTT	2:30.29
5 2	LBZ	ROBINSON/FOLEY	2:31.96
6 1	BOA	WEBSTER/MISSEN	2:33.06
7 7	LBZ	MATTISON/PLUMBER	2:43.83

Race: 144 Boys D K2 500m FINAL			
1 5	NOT	MILLAR/DUFF	2:12.31
2 4	BUR	WALTERS/COOKNELL(BAN)	2:13.69
3 6	WEY	CHILDSTONE/HAWS	2:15.49
4 3	HER	TOPHAM/WALKINTON(CLM)	2:15.83
5 2	WOR	CAVE/LYNCH	2:22.25
6 1	ELM	SHIEL/ILLINESI	2:25.24
7 7	ELM	WARD/THOMAS	2:26.47
8 9	RIC	KILLIP/KILLIP	2:26.53
9 8	LIN	TONNER/QUITTENTON	2:29.07

Race: 250 Boys D K2 1000m Heat 1			
1 3	NOT	MILLAR/DUFF	4:39.89
2 6	BOA	ESCOTT/ESCOTT	4:56.83
3 7	ADS	MEDICOTT/REEVES(WEY)	5:03.14
4 4	ELM	CONNELL/THOMAS	5:10.12
5 5	BOA	WEBSTER/MISSEN	5:17.11
6 1	CKP	BARNICOAT/BLACKMAN -R	5:17.82

Race: 251 Boys D K2 1000m Heat 2			
1 5	WEY	CHILDSTONE/HAWS	4:42.19
2 6	HER	TOPHAM/WALKINTON(CLM)	4:44.41
3 4	SDS	PATTERSON/REDMOND	4:51.97
4 2	ELM	SHIEL/ILLINESI	4:52.28
5 3	WOR	CAVE/LYNCH	5:05.02
6 1	LBZ	MATTERSON/FOLEY	5:14.87

Race: 267 Boys D K2 1000m FINAL			
1 5	NOT	MILLAR/DUFF	4:35.17
2 4	WEY	CHILDSTONE/HAWS	4:36.66
3 6	HER	TOPHAM/WALKINTON(CLM)	4:42.03
4 3	SDS	PATTERSON/REDMOND	4:47.32
5 2	BOA	ESCOTT/ESCOTT	4:50.91
6 1	WOR	CAVE/LYNCH	4:53.30
7 8	ADS	MEDICOTT/REEVES(WEY)	4:56.59
8 7	ELM	SHIEL/ILLINESI	4:58.21
9 9	ELM	CONNELL/THOMAS	5:15.73

Race: 2 Boys D K4 500m FINAL			
1 1	ELM	THOMAS/ILLINESI/SHIEL/ILLINESI	2:10.19
2 2	WEY	CHILDSTONE/HAWS/MEDICOTT/RICHARDS(MA	

Race: 224 Boys D K4 1000m FINAL			
1 2	WEY	CHILDERSTONE/HAWS/ MEDLICOTT/RICHARDS -M	4:29.67
2 4	LBZ	MATTERSON/FOLEY/ REEVES/COOKNELL(ADS-B)	4:31.24
3 3	ELM	THOMAS/ILLINESI/ SHIEL/CONNELL	4:42.69
4 1	BOA	ESCOTT/ESCOTT/ WEBSTER/ESCOTT	4:43.18

## Class: GIRLS A

Race: 148 Girls A/B/C K4 500m FINAL			
1 8	FLA	WEIR/WEIR/ TRAIN/CALVERT -BAN	1:52.63
2 7	JRS	FERGUSON/AYRES/ COLLINS/CHURNSIDE	1:53.56
3 6	WEY	CHILDERSTONE/EDMONDS/ CROUCHER/HAWS	1:57.48
4 3	JRS	THOMAS/STEVENS/ WILLIAMS/SWALLOW	1:59.49
5 1	BAS	SMITH/SMITH/ SIMMONS/ILLIDGE -BOA-	2:00.88
6 4	ELM	HANLON/TROTTER/ SIMON/ILLINESI	2:03.24
7 2	ELM	ILLINESI/DE FERRER/ SHIEL/OXTOBY (LBZ)	2:06.52
8 5	BAN	HAWTHORN/WOOD/ SILLITOE/HENDERSON(LB)	2:15.21

Race: 269 Girls A/B/C K4 1000m FINAL			
1 8	BAN	TRAIN/CALVERT/ WEIR/WEIR -FLA	3:51.01
2 7	WEY	CHILDERSTONE/EDMONDS/ CROUCHER/HAWS	3:51.17
3 2	JRS	AYRES/COLLINS/ CHURNSIDE/MIDDLEHURST	3:52.51
4 4	JRS	FERGUSON/WILLIAMS/ SWALLOW/THOMAS	3:58.79
5 1	ELM	HANLON/TROTTER/ SIMON/ILLINESI	4:08.58
6 3	BAS	SMITH/SMITH/ SIMMONS/ILLIDGE -RUN-	4:15.11
7 6	ELM	ILLINESI/DE FERRER/ SHIEL/OXTOBY -LBZ	4:25.15
8 5	BAN	HAWTHORN/WOOD/ SILLITOE/HENDERSON -L	4:33.76

## Class: GIRLS B

Race: 94 Girls B K1 500m Heat 1			
1 1	ADS	M MIDDLEHURST	2:13.03
2 2	BOA	H BROWN	2:14.08
3 4	ELM	K WILLIAMS	2:17.15
4 9	ROY	S BEER	2:17.56
5 5	WEY	V CROUCHER	2:18.46
6 6	ELM	M HANLON	2:21.72
7 8	RUN	J ILLIDGE	2:22.47
8 7	CLM	S PARKER	2:23.51
9 3	BAS	N SMITH	2:26.23

Race: 95 Girls B K1 500m Heat 2			
1 1	WEY	P AYRES	2:13.48
2 6	RDG	J COLLINS	2:14.63
3 3	RDG	A CHURNSIDE	2:15.23
4 5	BAN	L FERGUSON	2:16.31
5 4	CHE	J SWALLOW	2:17.31
6 7	ELM	K TROTTER	2:18.06
7 8	WEY	B STEVENS	2:20.24
8 2	LBZ	L HUSSEY	2:26.43

Race: 96 Girls B K1 500m Heat 3			
1 6	WEY	C THOMAS	2:18.25
2 7	WEY	H CHILDERSTONE	2:20.47
3 5	BAN	S ROONEY	2:21.03
4 4	CHE	C ROWLANDS	2:21.30
5 1	RDG	I COLLINS	2:21.94
6 8	WEY	A HAWS	2:25.08
7 3	BAS	I SMITH	2:29.89

Race: 129 Girls B K1 500m FINAL 1			
1 2	BAN	L FERGUSON	2:13.08
2 3	RDG	J COLLINS	2:13.69
3 5	ADS	M MIDDLEHURST	2:14.13
4 4	WEY	P AYRES	2:14.52
5 1	CHE	J SWALLOW	2:15.18
6 7	RDG	A CHURNSIDE	2:15.93
7 6	BOA	H BROWN	2:18.02
8 8	ELM	K WILLIAMS	2:18.83
9 9	ROY	S BEER	2:20.36

Race: 130 Girls B K1 500m FINAL 2			
1 4	WEY	C THOMAS	2:18.41
2 3	WEY	B STEVENS	2:18.69
3 2	BAN	S ROONEY	2:19.41
4 7	WEY	H CHILDERSTONE	2:20.21
5 1	ELM	M HANLON	2:21.13
6 6	WEY	V CROUCHER	2:22.50
7 5	ELM	K TROTTER	2:24.65
8 8	CHE	C ROWLANDS	2:26.62
9 9	RDG	I COLLINS	2:29.51

Race: 171 Girls B K1 1000m Heat 1			
1 7	RDG	A CHURNSIDE	4:37.13
2 9	BAN	L FERGUSON	4:37.13
3 8	WEY	H CHILDERSTONE	4:40.02
4 5	CHE	J SWALLOW	4:41.46
5 4	ELM	K TROTTER	4:43.15
6 6	CHE	C ROWLANDS	4:46.53
7 3	RDG	I COLLINS	4:52.70
8 1	CLM	S PARKER	4:54.79

Race: 172 Girls B K1 1000m Heat 2			
1 8	ELM	K WILLIAMS	4:42.38
2 4	BAN	S ROONEY	4:45.41
3 5	ELM	M HANLON	4:47.82
4 2	WEY	A HAWS	4:48.07
5 1	BAS	N SMITH	4:52.54
6 7	LBZ	L HUSSEY	5:02.92
7 6	BAS	I SMITH	5:06.95

Race: 173 Girls B K1 1000m Heat 3			
1 8	ADS	M MIDDLEHURST	4:34.96
2 3	WEY	P AYRES	4:37.12
3 6	RDG	J COLLINS	4:37.48
4 7	WEY	V CROUCHER	4:39.61
5 2	WEY	C THOMAS	4:40.24
6 5	ROY	S BEER	4:45.74
7 4	RUN	J ILLIDGE	4:46.92
8 1	WEY	B STEVENS	4:47.32

Race: 208 Girls B K1 1000m FINAL 1			
1 6	RDG	A CHURNSIDE	4:30.39
2 7	RDG	J COLLINS	4:35.37
3 5	ADS	M MIDDLEHURST	4:35.70
4 4	WEY	P AYRES	4:39.07
5 3	BAN	L FERGUSON	4:41.30
6 2	WEY	V CROUCHER	4:42.24
7 8	WEY	H CHILDERSTONE	4:42.97
8 1	WEY	C THOMAS	4:45.51
9 9	CHE	J SWALLOW	4:47.77

Race: 209 Girls B K1 1000m FINAL 2			
1 4	ELM	K TROTTER	4:38.49
2 5	ELM	K WILLIAMS	4:43.31
3 6	BAN	S ROONEY	4:45.12
4 3	ROY	S BEER	4:45.66
5 9	WEY	A HAWS	4:46.42
6 7	CHE	C ROWLANDS	4:46.61
7 2	RUN	J ILLIDGE	4:48.26
8 1	ELM	M HANLON	4:48.83
9 8	WEY	B STEVENS	4:52.35

Race:18 Girls B K2 & Junior Canoe 500m H1			
1 8	WEY	/TRAIN	2:03.26
2 2	RDG	COLLINS/AYRES -WEY	2:04.09
3 1	BAN	ROONEY/ILLIDGE -BOA	2:06.18
4 9	WEY	/CALVERT	2:07.28
5 3	RDG	COLLINS/HAWS -WEY	2:10.08
6 5	WEY	STEVENS/SWALLOW -CHE	2:11.64
7 4	BAS	SMITH/SMITH	2:19.74

Race:19 Girls B K2 & Junior Canoe 500m H2			
1 2	RDG	CHURNSIDE/THOMAS-WEY	2:05.49
2 3	BAN	FERGUSON/BEER -ROY	2:06.22
3 7	CAYFORD	/DUCK	2:06.64
4 1	ELM	HANLON/TROTTER	2:07.18
5 4	ELM	WILLIAMS/HOLMES -WOR	2:09.54
6 5	WEY	CHILDERSTONE/CROUCHER	2:10.56

Race:63 Girls B K2 & Junior Canoe 500m F			
1 4	RDG	COLLINS/AYRES -WEY	2:01.51
2 5	WEY	/TRAIN	2:03.93
3 6	RDG	CHURNSIDE/THOMAS-WEY	2:04.87
4 7	BAN	FERGUSON/BEER -ROY	2:05.06
5 2	CAYFORD	/DUCK	2:05.78
6 3	BAN	ROONEY/ILLIDGE -BOA	2:05.88
7 1	WEY	/CALVERT	2:06.40
8 8	ELM	HANLON/TROTTER	2:08.52
9 9	ELM	WILLIAMS/HOLMES -WOR	2:09.70

Race: 227 Girls B K2 1000m Heat 1			
1 3	BAN	FERGUSON/MIDDLEHURST (	4:22.06
2 1	WEY	AYRES/COLLINS (RDG)	4:23.89
3 5	ELM	HANLON/TROTTER	4:24.80
4 2	WEY	HAWS/COLLINS (RDG)	4:27.38

Race: 228 Girls B K2 1000m Heat 2			
1 1	ELM	WILLIAMS/BEER (ROY)	4:21.35
2 2	BOA	SIMMONS/ILLIDGE (RUN)	4:24.12
3 5	WEY	THOMAS/CHURNSIDE (RDG)	4:28.93
4 3	WEY	CHILDERSTONE/CROUCHER	4:29.06
5 4	CHE	SWALLOW/ROWLANDS	4:31.21
6 6	BAN	ROONEY/STEVENS (WEY)	4:31.26

Race: 247 Girls B K2 1000m FINAL			
1 8	WEY	THOMAS/CHURNSIDE RDG	4:14.29
2 6	WEY	AYRES/COLLINS RDG	4:14.63
3 4	BAN	FERGUSON/MIDDLEHURST	4:17.13
4 1	WEY	CHILDERSTONE/CROUCHER	4:17.73
5 5	ELM	WILLIAMS/BEER -ROY	4:20.64
6 7	ELM	HANLON/TROTTER	4:20.78
7 3	BOA	SIMMONS/ILLIDGE -RUN	4:23.11
8 2	WEY	HAWS/COLLINS -RDG	4:29.33
9 9	CHE	SWALLOW/ROWLANDS	4:37.31

## Class: GIRLS C

Race: 20 Girls C K1 500m Heat 1			
1 7	ELM	R SIMON	2:25.04
2 3	ELM	M DE FERRER	2:28.64
3 6	WOR	E HAWTHORN	2:29.05
4 2	ELM	A SHIEL	2:32.48
5 1	RDG	I WISE	2:34.55
6 4	BAN	M WOOD	2:36.29
7 5	LBZ	C SILLITOE	2:40.48

Race: 21 Girls C K1 500m Heat 2			
1 2	BOA	H SIMMONS	2:23.32
2 6	ELM	E ILLINESI	2:25.94
3 1	LBZ	L OXTOBY	2:26.68
4 3	RDG	C CHURNSIDE	2:32.57
5 5	SDS	P HENDERSON	2:37.46

Race: 64 Girls C K1 500m FINAL			
1 4	ELM	R SIMON	2:24.23
2 3	LBZ	L OXTOBY	2:26.62
3 5	BOA	H SIMMONS	2:26.64
4 2	WOR	E HAWTHORN	2:26.93
5 6	ELM	E ILLINESI	2:30.23
6 7	ELM	M DE FERRER	2:30.54
7 1	RDG	C CHURNSIDE	2:31.65
8 8	ELM	A SHIEL	2:36.47
9 9	RDG	I WISE	2:38.33

Race: 169 Girls C K1 1000m Heat 1			
1 1	ELM	R SIMON	4:49.22
2 7	BOA	H SIMMONS	4:49.63
3 3	ELM	M DE FERRER	5:01.16
4 4	RDG	C CHURNSIDE	5:04.08
5 5	RDG	I WISE	5:04.43

Race: 170 Girls C K1 1000m Heat 2			
1 3	ELM	E ILLINESI	4:58.89
2 5	WOR	E HAWTHORN	5:02.22
3 1	LBZ	L OXTOBY	5:05.45
4 6	ELM	A SHIEL	5:08.06
5 4	SDS	P HENDERSON	5:10.30
6 2	BAN	M WOOD	5:11.25

Race: 207 Girls C K1 1000m FINAL			
1 5	ELM	R SIMON	4:58.33
2 4	BOA	H SIMMONS	5:00.79
3 6	ELM	E ILLINESI	5:03.01
4 3	ELM	M DE FERRER	5:06.48
5 7	WOR	E HAWTHORN	5:09.05
6 1	LBZ	L OXTOBY	5:14.65
7 2	RDG	C CHURNSIDE	5:15.65
8 9	ELM	A SHIEL	5:19.11
9 8	SDS	P HENDERSON	5:21.32

Race: 131 Girls C K2 500m FINAL			
1 4	ELM	ILLINESI/SIMON	2:12.76
2 5	ELM	ILLINESI/DE FERRER	2:16.85
3 1	RDG	WISE/CHURNSIDE	2:16.99
4 6	LBZ	OXTOBY/SHEIL (ELM)	2:18.29
5 2	WOR	HAWTHORN/HENDERSON (SD	2:21.54
6 3	LBZ	SILLITOE/WOOD (BAN)	2:23.97

Race: 246 Girls C K2 1000m FINAL			
1 6	ELM	ILLINESI/SIMON	4:31.93
2 3	WOR	HAWTHORN/LEWIS	4:34.94
3 2	ELM	ILLINESI/DE FERRER	4:40.12
4 1	RDG	WISE/CHURNSIDE	4:42.78
5 7	LBZ	OXTOBY/SHEIL -ELM	4:55.87
6 5	LBZ	SILLITOE/WOOD -BAN	5:00.40
7 4	SDS	HENDERSON/SMITH	5:15.53

## Class: GIRLS D

Race: 3 Girls D K1 500m Heat 1			
1 5	ELM	A WARD	2:33.67
2 3	BAN	A MURPHY	2:38.58
3 8	FOX	E ROSE	2:41.38
4 9	LIN	E TONNER	2:42.16
5 2	ROY	R VORLEY	2:42.67
6 4	CDF	A BYLES	2:46.35
7 7	ROY	G RUFF	2:48.92
8 6	BOA	H MISSEN	2:49.74
9 1	LBZ	J CURTIS	3:00.05

Race: 4 Girls D K1 500m Heat 2			
1 4	FOX	L GREEHY	2:41.78
2 9	WOR	E ANDREWS	2:44.55
3 7	LBZ	C ELLIS	2:47.44
4 8	RUN	A WIGNALL	2:49.46
5 6	ANK	E RICKETTS	2:51.56
6 2	BAN	N MCLEAN	2:57.38
7 1	NOR	A RIX	3:09.66
8 5	LBZ	H CROCKER	3:15.98
9 3	LBZ	B ROBINSON	3:33.14

Race: 5 Girls D K1 500m Heat 3			
1 8	FLA	K STYAN	2:36.47
2 4	ROY	G FARRINGTON	2:36.57
3 5	ROY	E BEER	2:39.76
4 6	CLM	H WALKINTON	2:40.63
5 9	BAN	R SEIKA	2:41.83
6 2	SDS	R SMITH	2:51.31
7 1	NOT	A COBB	2:53.74
8 7	LBZ	J CAMPBELL	3:07.47

Race: 6 Girls D K1 500m Heat 4			
1 5	WOR	E LEWIS	2:28.12
2 8	BSF	R PINNOCK	2:35.52
3 1	ADS	K JACOBS	2:39.04
4 3	NOR	E LINNELL	2:41.44
5 4	FOX	R BULTER	2:42.84
6 7	NOR	H LAKE	2:50.68
7 6	BAN	K STONE	2:52.37
8 2	CLM	L PARKER	2:56.40

Race: 7 Girls D K1 500m Heat 5			
1 6	NOT	S SETH-KAPOOR	2:39.88
2 4	LBZ	E EWINGTON	2:40.48
3 5	ANK	J SYKES	2:43.60
4 2	BUR	S WALTERS	2:46.56
5 8	ROY	J ADLER	2:47.19
6 3	ROY	N WILLIAMS	2:48.43
7 1	FOX	C.DAW	2:55.21
8 7	WOR	R GREER	3:04.74

Race: 41 Girls D K1 500m FINAL 1			
1 5	WOR	E LEWIS	2:23.12
2 4	ELM	A WARD	2:33.33
3 6	BSF	R PINNOCK	2:33.73
4 7	ROY	G FARRINGTON	2:35.76
5 3	FLA	K STYAN	2:36.53
6 2	BAN	A MURPHY	2:37.23
7 1	ROY	E BEER	2:37.38
8 8	ADS	K JACOBS	2:39.63
9 9	NOT	S SETH-KAPOOR	2:45.52

Race: 42 Girls D K1 500m FINAL 2			
1 3	NOR	E LINNELL	2:38.46
2 2	BAN	R SEIKA	2:38.63
3 4	CLM	H WALKINTON	2:40.87
4 7	FOX	L GREEHY	2:41.45
5 6	FOX	E ROSE	2:42.68
6 1	ROY	R VORLEY	2:42.91
7 9	ROY	R BULTER	2:43.86
8 8	LIN	E TONNER	2:45.08

Race: 43 Girls D K1 500m FINAL 3			
1 4	WOR	E ANDREWS	2:41.39
2 5	ANK	J SYKES	2:43.05
3 3	BUR	S WALTERS	2:44.77
4 2	LBZ	C ELLIS	2:45.46
5 7	ROY	J ADLER	2:46.00
6 6	CDF	A BYLES	2:46.63
7 1	ROY	G RUFF	2:48.44
8 8	ROY	N WILLIAMS	2:48.95
9 9	RUN	A WIGNALL	2:54.84

Race: 229 Girls D K1 1000m Heat 1			
1 5	CDF	A BYLES	5:24.28
2 1	ROY	E BEER	5:27.15
3 4	ROY	J ADLER	5:27.73
4 2	ROY	G RUFF	5:38.94
5 8	CLM	L PARKER	5:44.31
6 3	LBZ	J CURTIS	6:06.80
7 7	LBZ	J CAMPBELL	6:24.55

Race: 230 Girls D K1 1000m Heat 2			
1 3	ELM	A WARD	5:10.80
2 1	SDS	R SMITH	5:24.16
3 5	RUN	A WIGNALL	5:29.85
4 2	BAN	K STONE	5:34.79
5 6	BOA	H MISSEN	5:35.81
6 7	ANK	E RICKETTS	5:45.59
7 4	BAN	N MCLEAN	5:57.71

Race: 231 Girls D K1 1000m Heat 3			
1 5	ROY	G FARRINGTON	5:14.33
2 6	ADS	K JACOBS	5:21.90
3 7	ROY	R VORLEY	5:31.54
4 1	LBZ	C ELLIS	5:31.60
5 2	BUR	S WALTERS	5:35.27
6 4	NOR	H LAKE	5:53.87

Race: 232 Girls D K1 1000m Heat 4			
1 1	BAN	A MURPHY	5:18.35
2 7	FLA	K STYAN	5:18.93
3 5	LBZ	E EWINGTON	5:29.66
4 6	NOT	A COBB	5:50.83
5 4	MAI	E WIBREW	6:00.71
6 2	WOR	R GREER	6:03.14
7 3	LBZ	H CROCKER	6:36.87

Race: 233 Girls D K1 1000m Heat 5			
1 7	WOR	E LEWIS	4:58.15
2 1	BSF	R PINNOCK	5:13.04
3 3	LIN	E TONNER	5:24.50
4 5	ANK	J SYKES	5:26.61
5 4	WOR	E ANDREWS	5:29.86
6 2	CLM	H WALKINTON	5:36.26
7 6	NOR	A RIX	6:15.24

Race: 263 Girls D K1 1000m FINAL 1			
1 5	WOR	E LEWIS	5:03.11
2 4	ELM	A WARD	5:11.19
3 3	ROY	G FARRINGTON	5:14.18
4 6	BSF	R PINNOCK	5:15.00
5 7	BAN	A MURPHY	5:15.77
6 2	FLA	K STYAN	5:16.52
7 9	CDF	A BYLES	5:23.87
8 8	ADS	K JACOBS	5:24.20
9 1	SDS	R SMITH	5:32.45

Race: 264 Girls D K1 1000m FINAL 2			
1 6	ROY	E BEER	5:24.44
2 9	LBZ	C ELLIS	5:28.10
3 5	LIN	E TONNER	5:28.31
4 4	ANK	J SYKES	5:29.66
5 8	WOR	E ANDREWS	5:29.83
6 7	LBZ	E EWINGTON	5:30.68
7 1	ROY	R VORLEY	5:31.53
8 3	ROY	J ADLER	5:34.75
9 2	RUN	A WIGNALL	5:39.29

Race: 265 Girls D K1 1000m FINAL 3			
1 7	ROY	G RUFF	5:32.50
2 3	CLM	H WALKINTON	5:37.65
3 6	BOA	H MISSEN	5:40.52
4 9	NOR	H LAKE	5:43.26
5 5	BAN	K STONE	5:43.63
6 1	NOT	A COBB	5:46.98
7 8	ANK	E RICKETTS	5:48.37
8 2	CLM	L PARKER	5:50.10

Race: 86 Girls D K2 500m Heat 1			
1 5	WOR	LEWIS/ANDREWS	2:22.16
2 4	BSF	PINNOCK/WALKINTON(CLM)	2:22.65
3 6	NOT	BOLD/NASH	2:26.58
4 1	FLA	STYAN/TRAIN	2:27.01
5 2	ROY	VORLEY/ADLER	2:32.50
6 7	ROY	RUFF/WILLIAMS	2:33.33
7 3	WOR	GREER/WALTERS(BUR)	2:37.90

Race: 87 Girls D K2 500m Heat 2			
1 2	ROY	BEER/FARRINGTON	2:25.30
2 4	NOR	LINNELL/LAKE	2:29.06
3 6	FOX	ROSE/GREEHY	2:29.64
4 3	BOA	MISSEN/MEREDITH	2:35.99
5 1	RUN	WIGNALL/RICKETTS(ANK)	2:36.16
6 7	ADS	OWEN/BROOKES(RUN)	2:54.50

Race: 88 Girls D K2 500m Heat 3			
1 2	LBZ	EWINGTON/ELLIS	2:30.58
2 4	BAN	STONE/MURPHY	2:33.18
3 6	BAN	MCLEAN/SEIKA	2:41.58
4 1	LBZ	CURTIS/CAMPBELL	2:48.80
5 5	LBZ	ROBINSON/CROCKER	3:12.26

Race: 104 Girls D K2 500m FINAL 1			
1 5	WOR	LEWIS/ANDREWS	2:21.43
2 4	BSF	PINNOCK/WALKINTON(CLM)	2:23.06
3 3	NOT	BOLD/NASH	2:25.92
4 1	LBZ	EWINGTON/ELLIS	2:26.24
5 7	FLA	STYAN/TRAIN	2:26.91
6 6	ROY	BEER/FARRINGTON	2:27.02
7 2	NOR	LINNELL/LAKE	2:29.13
8 8	FOX	ROSE/GREEHY	2:32.20
9 9	ROY	VORLEY/ADLER	2:32.81

Race: 105 Girls D K2 500m FINAL 2			
1 5	BAN	STONE/MURPHY	2:32.50
2 4	ROY	RUFF/WILLIAMS	2:33.85
3 2	BAN	MCLEAN/SEIKA	2:36.34
4 3	RUN	WIGNALL/RICKETTS(ANK)	2:37.31
5 6	BOA	MISSEN/MEREDITH	2:37.43
6 1	ADS	OWEN/BROOKES(RUN)	2:42.38
7 7	WOR	GREER/WALTERS(BUR)	2:43.76
8 8	LBZ	CURTIS/CAMPBELL	2:54.01
9 9	LBZ	ROBINSON/CROCKER	3:11.07

Race: 189 Girls D K2 1000m Heat 1			
1 3	WOR	LEWIS/ANDREWS	4:57.15
2 1	BSF	PINNOCK/WALKINTON(CLM)	5:01.79
3 2	FLA	STYAN/TRAIN	5:06.81
4 7	LBZ	EWINGTON/ELLIS	5:07.42
5 8	ROY	BEER/WILLIAMS	5:07.50
6 6	NOR	LINNELL/LAKE	5:13.79
7 4	WOR	GREER/WALTERS -BUR	5:35.63
8 5	ADS	OWEN/BROOKES(RUN)	5:52.67

Race: 190 Girls D K2 1000m Heat 2			
1 6	ROY	VORLEY/ADLER	5:03.50
2 7	ROY	RUFF/FARRINGTON	5:08.01
3 8	BAN	MURPHY/MURPHY	5:13.35
4 1	RUN	WIGNALL/RICKETTS(ANK)	5:15.60
5 2	BOA	MISSEN/MEREDITH	5:28.06
6 3	BAN	MCLEAN/STONE	5:34.45
7 5	LBZ	CURTIS/CAMPBELL	5:45.68

Race: 206 Girls D K2 1000m FINAL			
1 5	WOR	LEWIS/ANDREWS	4:56.64
2 4	BSF	PINNOCK/WALKINTON(CLM)	4:58.94
3 6	ROY	VORLEY/ADLER	5:02.08
4 3	FLA	STYAN/TRAIN	5:07.77
5 7	LBZ	EWINGTON/ELLIS	5:07.83
6 8	ROY	RUFF/FARRINGTON	5:08.37
7 9	NOR	LINNELL/LAKE	5:14.03
8 2	ROY	BEER/WILLIAMS	5:15.29
9 1	BAN	MURPHY/MURPHY	5:22.41

Race: 132 Girls D K4 500m FINAL			
1 1	WOR	LEWIS/ANDREWS/ GREER/WALTERS(BUR)	2:12.42
2 6	ELM	WARD/MISSEN/ STONE/VORLEY(BAN BOA)	2:16.69
3 5	CLM	WALKINTON/PARKER/ PINNOCK/MEREDITH -BSF	2:17.41
4 9	FOX	ROSE/DAW/ BULTER/GREEHY	2:18.45
5 3	BAN	MCLEAN/SEIKA/ MURPHY/TONNER(LIN)	2:19.46
6 4	ROY	WILLIAMS/BEER/ FARRINGTON/RUFF	2:24.15
7 7	NOR	HICKS/LINNELL/ LAKE/RIX	2:26.39
8 2	LBZ	EWINGTON/ELLIS/ ROBINSON/CURTIS	2:31.40
9 8	LBZ	CROCKER/CAMPBELL/ WIGNALL/FOLEY -RUN	2:43.55

Race: 156 Girls D K4 1000m FINAL			
1 3	WOR	LEWIS/ANDREWS/ GREER/WALTERS -BUR	4:24.41
2 1	CLM	WALKINTON/PARKER/ PINNOCK/MEREDITH(BSF)	4:30.74
3 5	ROY	WILLIAMS/BEER/ FARRINGTON/RUFF	4:34.33
4 2	BAN	MCLEAN/TRAIN/ MURPHY/MURPHY(FLA)	4:36.78
5 6	ELM	WARD/STONE/ CROCKER/MISSEN -BAN-L	4:37.01
6 4	NOR	HICKS/LINNELL/ LAKE/RIX	4:47.14
7 7	LBZ	EWINGTON/ELLIS/ CAMPBELL/CURTIS	4:49.97

## Class: MENS A

Race: 65 Mens A K1 500m Heat 1			
1 3	ROY	J BOYTON	1:48.02
2 4	SLP	B MALONEY	1:48.27
3 7	ADS	T HIDE	1:48.43
4 8	ELM	E RUTHERFORD	1:50.13
5 2	RIC	B STEAD	1:50.54
6 6	WEY	D TERRY	1:50.74
7 5	WEY	J SIMMONS	1:51.16

Race: 66 Mens A K1 500m Heat 2			
1 2	NOT	T BRABANTS	1:45.81
2 3	WEY	L HEATH	1:48.18
3 6	WEY	E COX	1:49.04
4 5	LBZ	B HAYNES	1:49.79
5 1	ROY	C SEARS	1:50.83
6 8	ELM	R BEER	1:51.56
7 7	RIC	B IRVINE	1:53.29
8 4	ELM	J SAWERS	1:55.79

Race: 67 Mens A K1 500m Heat 3			
1 1	ELM	B BROWN	1:46.91
2 6	ELM	B FARRELL	1:47.57
3 3	RDG	T DANIELS	1:47.69
4 7	ADS	K REEVES	1:48.66
5 4	ROY	S HASTINGS	1:49.24
6 2	ELM	B PARFITT	1:52.74

Race: 83 Mens A K1 500m FINAL 1			
1 4	NOT	T BRABANTS	1:44.47
2 6	ELM	B FARRELL	1:47.42
3 3	SLP	B MALONEY	1:48.42
4 1	WEY	E COX	1:48.90
5 6	ELM	B BROWN	1:49.34
6 5	ROY	J BOYTON	1:49.94
7 9	RDG	T DANIELS	1:50.78
8 7	WEY	L HEATH	1:50.99
9 8	ADS	T HIDE	1:51.62

Race: 84 Mens A K1 500m FINAL 2			
1 2	ROY	S HASTINGS	1:48.39
2 6	ADS	K REEVES	1:50.00
3 4	LBZ	B HAYNES	1:50.26
4 5	ELM	E RUTHERFORD	1:51.30
5 7	ROY	C SEARS	1:51.99
6 3	RIC	B STEAD	1:52.30
7 8	WEY	D TERRY	1:53.50
8 9	ELM	B PARFITT	1:54.13
9 1	ELM	R BEER	1:55.80

Race: 128 Mens A K1 200m FINAL			
1 1	BOA	E MCKEEVER	38.24
2 4	WEY	L HEATH	39.22
3 5	RIC	B STEAD	39.76
4 7	ROY	S HASTINGS	41.18
5 2	RIC	B IRVINE	41.39

Race: 219 Mens A K1 1000m Heat 1			
1 6	WEY	D TERRY	3:50.29
2 7	ADS	K REEVES	3:50.90
3 4	ADS	T HIDE	3:51.36
4 8	ELM	B PARFITT	3:53.80
5 3	RIC	B STEAD	3:59.50
6 5	LBZ	B HAYNES	4:05.45

Race: 220 Mens A K1 1000m Heat 2			
1 2	NOT	T BRABANTS	3:35.24
2 6	ROY	S HASTINGS	3:40.47
3 3	RDG	T DANIELS	3:41.70
4 8	ELM	B FARRELL	3:41.96
5 5	WEY	J SIMMONS	3:56.28
6 4	SLP	B MALONEY	3:57.73
7 7	RIC	B IRVINE	4:04.32

Race: 221 Mens A K1 1000m Heat 3			
1 3	WEY	P WYCHERLEY	3:46.90
2 1	ROY	J BOYTON	3:47.37
3 5	ELM	E RUTHERFORD	3:47.77
4 8	ELM	R BEER	3:48.63
5 4	ELM	J SAWERS	3:51.23
6 6	ROY	C SEARS	3:59.31

Race: 240 Mens A K1 1000m FINAL 1			
1 4	NOT	T BRABANTS	3:35.71
2 6	WEY	P WYCHERLEY	3:41.40
3 2	ROY	J BOYTON	3:41.98
4 7	ROY	S HASTINGS	3:43.24
5 9	ELM	E RUTHERFORD	3:44.62
6 5	WEY	D TERRY	3:45.81
7 8	ADS	T HIDE	3:55.35
8 3	ADS	K REEVES	3:55.98
9 1	RDG	T DANIELS	3:56.19

Race: 241 Mens A K1 1000m FINAL 2			
1 8	LBZ	B HAYNES	3:46.96
2 9	ROY	C SEARS	3:50.67
3 7	WEY	J SIMMONS	3:51.64
4 2	ELM	J SAWERS	3:52.21
5 3	RIC	B STEAD	3:53.30
6 5	ELM	B PARFITT	3:55.78
7 6	ELM	R BEER	3:59.47
8 4	ELM	B FARRELL	4:00.89

Race: 35 Mens A K2 500m FINAL			
1 3	ORS	MCKEEVER/WYCHERLEY	1:36.29
2 5	ORS	BROWN/SCHOFIELD	1:36.67
3 4	CEL	WATKINS/FLEMING	1:37.16
4 6	ORS	COX/DANIELS	1:38.94
5 2	ORS	BOYTON/HEATH	1:39.54
6 7	SLP	MAJCHRZAK	

Race: 162 Mens A K2 1000m Heat 1  
 1 6 ORS MCKEEVER/WYCHERLEY 3:32.63  
 2 1 RIC IRVINE/STEAD 3:34.52  
 3 5 SLP MAJCHRZAKE/EGAN 3:34.66  
 4 4 ORS SEARS/SIMMONS 3:36.30  
 5 2 RLS FORBES/MAYERS (RUN) 3:37.03  
 6 7 ORS HIDE/POOLE 3:38.24

Race: 163 Mens A K2 1000m Heat 2  
 1 7 SLP WATKINS/FLEMING (CEL) 3:28.99  
 2 6 ORS COX/DANIELS 3:29.67  
 3 3 ORS BROWN/SCHOFIELD 3:29.84  
 4 1 ORS BOYTON/HEATH 3:30.52  
 5 2 ORS HAYNES/PENDLE 3:31.34

Race: 188 Mens A K2 1000m FINAL  
 1 4 SLP WATKINS/FLEMING (CEL) 3:25.89  
 2 2 ORS BROWN/SCHOFIELD 3:26.14  
 3 5 ORS MCKEEVER/WYCHERLEY 3:27.84  
 4 3 ORS COX/DANIELS 3:29.86  
 5 9 ORS HAYNES/PENDLE 3:32.74  
 6 1 ORS BOYTON/HEATH 3:33.28  
 7 6 RIC IRVINE/STEAD 3:35.88  
 8 8 ORS SEARS/SIMMONS 3:37.71  
 9 7 SLP MAJCHRZAKE/EGAN 3:39.69

Race: 101 Mens A/B K4 500m FINAL  
 1 6 ORS COX/DANIELS/FARRELL/DANIELS 1:31.12  
 2 5 JRS TERRY/HIDE/PARFITT/RUTHERFORD 1:32.71  
 3 4 ORS BEER/HAYNES/REEVES/BOYTON 1:32.72  
 4 3 JRS LAMBERT/CHILDERSTONE/SIMMONDS/WELCH 1:38.15  
 5 2 RDG SEAFORD/LANG/PEAKE/BENNETT 1:44.10

Race: 258 Mens A/B K4 1000m FINAL  
 1 1 ORS BROWN/SCHOFIELD/MCKEEVER/WYCHERLEY 3:07.67  
 2 2 JRS TERRY/HIDE/PARFITT/RUTHERFORD 3:09.70  
 3 5 ORS COX/DANIELS/FARRELL/DANIELS 3:12.67  
 4 6 ORS BEER/HAYNES/BOYTON/REEVES 3:16.76  
 5 3 ORS SAWERS/SIMMONS/SEARS/PENDLE 3:18.88  
 6 4 JRS WELCH/SIMMONDS/CHILDERSTONE/SEALEY 3:26.65  
 7 7 RDG SEAFORD/LANG/PEAKE/BENNETT 3:36.46

## Class: MENS B

Race: 1 Mens B K2 500m FINAL  
 1 2 CEL FLEMING/MARCHETTI 1:45.30  
 2 4 EXE WRIGHT/MAYCOCK 1:47.31  
 3 6 RLS FARRINGTON/LOVE 1:49.91  
 4 3 RDG SEAFORD/LANG 1:49.96  
 RDG/CLM Bennett/Bradshaw DNS

Race: 32 Mens B K1 500m Heat 1  
 1 4 NOR T PENDLE 1:58.43  
 2 6 SLP M STREVENS 1:59.43  
 3 5 CLM B BRADSHAW 2:00.11  
 4 7 SLP L O-SULLIVAN 2:01.57  
 5 1 FOX P LANNIGHAN 2:03.73  
 6 8 WEY M WALSH 2:04.45  
 7 2 RDG D SEAFORD 2:04.52  
 8 3 NOT M SIMS 2:05.79

Race: 33 Mens B K1 500m Heat 2  
 1 3 CEL S MARCHETTI 1:54.33  
 2 6 CEL C FLEMING 1:59.04  
 3 7 BUR T LAWRENSON 2:00.02  
 4 2 WEY A CROUCHER 2:00.81  
 5 5 RLS T LOVE 2:02.75

Race: 34 Mens B K1 500m Heat 3  
 1 4 ROY R POOLE 1:56.99  
 2 1 EXE A MAYCOCK 1:57.15  
 3 5 RLS R FARRINGTON 1:58.87  
 4 6 ADS M HIDE 2:00.65  
 5 2 RLS R SORENY 2:02.44  
 6 3 EXE M WRIGHT 2:04.02  
 7 7 LBZ D SLIGHT 2:07.39

Race: 59 Mens B K1 500m FINAL 1  
 1 5 CEL S MARCHETTI 1:53.40  
 2 4 ROY R POOLE 1:54.71  
 3 3 NOR T PENDLE 1:55.40  
 4 6 EXE A MAYCOCK 1:56.48  
 5 2 CEL C FLEMING 1:56.54  
 6 1 BUR T LAWRENSON 1:58.24  
 7 7 RLS R FARRINGTON 1:58.46  
 8 9 CLM B BRADSHAW 1:58.64  
 9 8 SLP M STREVENS 2:01.13

Race: 60 Mens B K1 500m FINAL 2  
 1 5 ADS M HIDE 1:59.01  
 2 7 RLS T LOVE 1:59.79  
 3 6 SLP L O-SULLIVAN 1:59.95  
 4 4 WEY A CROUCHER 2:00.69  
 5 1 WEY M WALSH 2:01.79  
 6 3 RLS R SORENY 2:02.41  
 7 8 EXE M WRIGHT 2:03.60  
 8 9 RDG D SEAFORD 2:04.25

Race: 116 Mens B K1 200m Heat 1  
 1 1 BUR T LAWRENSON 42.30  
 2 9 CLM B BRADSHAW 43.34  
 3 7 SLP M STREVENS 44.06  
 4 3 RUN J MAYERS 44.48  
 5 2 RLS R SORENY 45.06  
 6 6 LBZ D SLIGHT 45.13  
 7 4 WEY M WALSH 46.66  
 8 5 FOX P LANNIGHAN 47.14  
 9 8 NOT M SIMS 47.90

Race: 117 Mens B K1 200m Heat 2  
 1 1 CEL S MARCHETTI 40.87  
 2 7 EXE A MAYCOCK 43.48  
 3 3 WEY R AYRES 43.76  
 4 2 RLS T LOVE 44.30  
 5 5 RLS R FARRINGTON 44.52  
 6 8 SLP L O-SULLIVAN 45.51  
 7 6 EXE M WRIGHT 46.18

Race: 134 Mens B K1 200m FINAL  
 1 5 CEL S MARCHETTI 40.69  
 2 2 SLP M STREVENS 42.05  
 3 3 EXE A MAYCOCK 42.37  
 4 4 BUR T LAWRENSON 42.81  
 5 7 WEY R AYRES 43.39  
 6 6 CLM B BRADSHAW 43.53  
 7 8 RLS T LOVE 44.60  
 8 9 RLS R FARRINGTON 45.16

Race: 183 Mens B K1 1000m Heat 1  
 1 8 NOR T PENDLE 4:05.22  
 2 3 RLS R FARRINGTON 4:06.67  
 3 2 BUR T LAWRENSON 4:08.07  
 4 6 SLP L O-SULLIVAN 4:10.52  
 5 7 CLM B BRADSHAW 4:13.01

Race: 184 Mens B K1 1000m Heat 2  
 1 7 EXE A MAYCOCK 4:10.19  
 2 6 SLP M STREVENS 4:12.03  
 3 4 CEL C FLEMING 4:12.83  
 4 3 FOX P LANNIGHAN 4:17.81  
 5 5 LBZ D SLIGHT 4:19.09  
 6 1 EXE M WRIGHT 4:20.80

Race: 185 Mens B K1 1000m Heat 3  
 1 1 ADS M HIDE 4:06.72  
 2 6 ROY R POOLE 4:08.23  
 3 3 WEY A CROUCHER 4:14.68  
 4 7 WEY M WALSH 4:18.96  
 5 2 RDG D SEAFORD 4:19.02  
 6 4 NOT M SIMS 4:32.32

Race: 222 Mens B K1 m FINAL 1  
 1 5 NOR T PENDLE 3:54.18  
 2 7 ROY R POOLE 3:55.71  
 3 6 ADS M HIDE 3:59.67  
 4 2 EXE A MAYCOCK 4:02.02  
 5 4 RLS R FARRINGTON 4:04.73  
 6 1 SLP M STREVENS 4:04.82  
 7 3 BUR T LAWRENSON 4:05.07  
 8 9 CEL C FLEMING 4:07.19  
 9 8 SLP L O-SULLIVAN 4:11.70

Race: 223 Mens B K1 1000m FINAL 2  
 1 8 EXE M WRIGHT 4:16.52  
 2 7 RDG D SEAFORD 4:18.67  
 3 2 LBZ D SLIGHT 4:19.14  
 4 4 WEY A CROUCHER 4:20.21  
 5 3 WEY M WALSH 4:20.91  
 6 5 CLM B BRADSHAW 4:21.57  
 7 1 NOT M SIMS 4:25.42

Race: 149 Mens A/B K2 200m FINAL  
 1 1 SLP MAJCHRZAKE/EGAN 35.47  
 2 5 CEL FLEMING/MARCHETTI 37.34  
 3 6 RLS FORBES/MAYERS (RUN) 39.59  
 4 4 RDG BENNETT/BRADSHAW -CLM 39.93  
 5 2 RDG SEAFORD/LANG 40.01  
 6 7 RLS FARRINGTON/LOVE 42.23  
 7 3 FOX LANNIGHAN/SIMMS (NOT) 42.48

Race: 164 Mens B K2 1000m FINAL  
 1 6 CEL FLEMING/MARCHETTI 3:42.54  
 2 4 EXE WRIGHT/MAYCOCK 3:44.53  
 3 1 RLS FARRINGTON/LOVE 3:44.86  
 4 2 RDG BENNETT/BRADSHAW (CLM) 3:49.00  
 5 5 RDG SEAFORD/LANG 3:49.34  
 FOX/NOT Lannighan/Simms DNS

## Class: Mens C

Race: 57 Mens C K1 500m Heat 1  
 1 2 RLS A HERBENT 2:03.95  
 2 1 WOK J KEEBLE 2:05.51  
 3 6 SOU F REVILLA 2:05.95  
 4 3 LIN D OLIVER 2:06.89  
 5 7 WEY P YATES 2:09.70  
 6 5 RDG S BENNETT 2:09.97

Race: 58 Mens C K1 500m Heat 2  
 1 2 RDG O PEAKE 2:00.62  
 2 5 CEL G BUGGY 2:02.77  
 3 3 SDS C MCMORRIN 2:03.09  
 4 1 ANK C FLEESON 2:06.41  
 5 6 EAL C WILSON 2:12.40  
 6 4 CLM T HEAD 2:19.85

Race: 78 Mens C K1 500m FINAL  
 1 3 RLS A HERBENT 2:02.01  
 2 5 RDG O PEAKE 2:04.28  
 3 2 SOU F REVILLA 2:05.74  
 4 4 CEL G BUGGY 2:06.84  
 5 1 LIN D OLIVER 2:07.90  
 6 6 SDS C MCMORRIN 2:08.62  
 7 7 WOK J KEEBLE 2:10.41  
 8 9 WEY P YATES 2:12.61  
 9 8 ANK C FLEESON 2:14.98

Race: 142 Mens C K1 m FINAL  
 1 1 SOU F REVILLA 43.77  
 2 7 RLS A HERBENT 44.59  
 3 6 RDG S BENNETT 45.25  
 4 5 SDS C MCMORRIN 47.22  
 5 8 LIN D OLIVER 47.54  
 6 4 WOK J KEEBLE 48.11  
 7 3 CLM T HEAD 49.00

Race: 193 Mens C K1 1000m Heat 1  
 1 1 RDG O PEAKE 4:17.62  
 2 3 WEY P YATES 4:24.73  
 3 2 RLS A HERBENT 4:25.41  
 4 5 WOK J KEEBLE 4:30.52  
 5 7 ANK C FLEESON 4:31.84  
 6 4 LBZ S WHITE 4:44.19

Race: 194 Mens C K1 1000m Heat 2  
 1 3 CEL G BUGGY 4:27.34  
 2 1 SDS C MCMORRIN 4:28.73  
 3 7 LIN D OLIVER 4:29.34  
 4 2 EAL C WILSON 4:34.79  
 5 4 LBZ M WHITE 4:37.19

Race: 234 Mens C K1 1000m FINAL  
 1 5 RDG O PEAKE 4:03.11  
 2 3 CEL G BUGGY 4:17.12  
 3 2 LIN D OLIVER 4:19.18  
 4 7 SDS C MCMORRIN 4:19.65  
 5 4 WEY P YATES 4:22.35  
 6 1 ANK C FLEESON 4:22.82  
 7 8 WOK J KEEBLE 4:26.16  
 8 9 EAL C WILSON 4:29.27

Race: 106 Mens C/D K2 500m FINAL  
 1 1 ANK FLEESON/RICKETTS 1:54.84  
 2 4 SOU HINVEG/NICHOLSON 1:55.19  
 3 2 FOX DABNEY/MCCARROLL 2:07.43  
 4 6 LBZ CAMPBELL/COX 2:15.73  
 CLM Howe/Head DNS

Race: 126 Mens C/D K2 200m FINAL  
 1 4 ANK FLEESON/RICKETTS 43.57  
 2 2 FOX DABNEY/MCCARROLL 47.82  
 SOU Willis/Kent DISQ

Race: 257 Mens C/D K2 1000m FINAL  
 1 5 ANK FLEESON/RICKETTS 4:06.26  
 2 3 LBZ WHITE/WHITE 4:17.11  
 3 4 LBZ CAMPBELL/COX 4:53.99

## Class: MENS D

Race: 79 Mens D K1 500m FINAL  
 1 1 EAL B SOREGI 2:11.73  
 2 2 FOX O DABNEY 2:17.55  
 3 4 FOX S MCCARROLL 2:19.40  
 4 7 MAI T THOMPkins 2:23.14  
 5 6 LBZ J COX 2:25.33  
 6 8 BAN S RABY 2:30.22  
 7 5 NOT P HENRY 2:36.57  
 8 3 WEY C LUCK 2:43.43

Race: 143 Mens D K1 200m FINAL  
 1 3 EAL B SOREGI 46.19  
 2 2 FOX O DABNEY 48.70  
 3 1 MAI T THOMPkins 50.50  
 4 6 LBZ J COX 50.80  
 5 5 FOX S MCCARROLL 51.80  
 4 4 WEY C LUCK 52.48  
 7 7 NOT P HENRY 52.65

Race: 235 Mens D K1 1000m FINAL  
 1 5 EAL B SOREGI 4:37.90  
 2 4 MAI T THOMPkins 4:46.80  
 3 1 BAN S RABY 4:52.22  
 4 3 LBZ J COX 4:57.71  
 5 6 NOT P HENRY 5:24.63

## Class: Masters A

Race: 51 Masters A K1 500m Heat 1  
 1 4 SOU R KENT 2:03.41  
 2 3 SOR N BLACKMAN 2:03.63  
 3 5 NOR D PENDLE 2:05.38  
 4 7 RUN P BROOKES 2:07.82  
 5 1 SOU S WILLIS 2:08.58  
 6 6 RIC C GAVIN 2:12.79  
 7 2 WOR M HAWTHORN 2:18.86

Race: 52 Masters A K1 500m Heat 2  
 1 1 WOR T PHILLIPS 2:01.60  
 2 6 NOT R LITTLEWOOD 2:04.41  
 3 2 NOT I LIVSEY 2:04.98  
 4 5 BOA S MISSEN 2:06.82  
 5 7 ANK S RICKETTS 2:09.26  
 6 4 SOU L NICHOLSON 2:10.18  
 7 3 BUR H BLACKMAN 2:10.71

Race: 74 Masters A K1 500m F		
1 3	NOT R LITTLEWOOD	2:02.71
2 2	NOR D PENDLE	2:03.37
3 4	SOU R KENT	2:04.15
4 5	WOR T PHILLIPS	2:04.65
5 1	RUN P BROOKES	2:07.51
6 6	SOR N BLACKMAN	2:07.90
7 7	NOT I LIVSEY	2:09.80
8 8	BOA S MISSEN	2:10.63
9 9	SOU S WILLIS	2:13.95

Race: 89 Masters A/B K2 500m Heat 1		
1 1	SOU WILLIS/KENT	2:02.48
2 7	CHE SWALLOW/ILLIDGE	2:05.01
3 3	WOR HOLMES/MORAN	2:06.40
4 4	RIC GAVIN/HAYNES	2:06.75
5 2	MAI JORDAN/BANNISTER	2:07.74
6 6	RIC NERCESSIAN/WATSON	2:09.72
7 5	BSF WRIGHT/BAKER	2:36.27

Race: 90 Masters A/B K2 500m Heat 2		
1 1	WOR PHILLIPS/BROOKES (RUN)	1:54.73
2 5	BUR BLACKMAN/BLACKMAN (SOR)	1:59.25
3 3	NOT LIVSEY/LITTLEWOOD	2:03.30
4 4	WOR HAWTHORN/PARKER	2:08.84
5 2	BOA ESCOTT/ESCOTT	2:09.34
7 6	RDG DANIELS/SIMPSON	2:19.01

Race: 108 Masters A/B K2 500m F		
1 3	NOT LIVSEY/LITTLEWOOD	1:52.81
2 5	WOR PHILLIPS/BROOKES (RUN)	1:52.87
3 4	BUR BLACKMAN/BLACKMAN (SOR)	1:55.26
4 6	SOU WILLIS/KENT	1:58.94
5 7	CHE SWALLOW/ILLIDGE	1:59.77
6 2	WOR HOLMES/MORAN	2:06.22
7 9	WOR HAWTHORN/PARKER	2:06.48
8 8	RIC GAVIN/HAYNES	2:09.01
9 1	MAI JORDAN/BANNISTER	2:11.24

Race: 138 Masters A K1 200m Final		
1 2	SOU R KENT	44.75
2 4	NOT I LIVSEY	45.81
3 3	NOT R LITTLEWOOD	45.83
4 1	RUN P BROOKES	49.46

Race: 153 Masters 200m Final		
1 1	LIN QUITTENTON/OLIVER/ OLIVER/MARSHALL	45.83
2 3	LIN JARRATT/CARTER/ MYLETT/TONNER	54.49

Race: 25 Masters & Mens C/D K4 500m Final		
1 2	SOU KENT/NICHOLSON/ WILLIS/WILLIS	1:46.68
2 3	BUR	

3 4	BOA DARLING/ESCOTT/ ESCOTT/MISSEN	1:51.51
4 1	SOU HINVES/REVILLA/ MILLEST/MILLEST	1:52.22
5 7	RIC WATSON/NERCESSIAN/ HAYNES/GAVIN	1:55.45
6 5	LIN QUITTENTON/OLIVER/ OLIVER/MARSHALL	1:55.82
7 9	RDG MIANPRIZE/RALPH/ DANIELS/SIMPSON	1:55.98
8 6	WOR HOLMES/MORAN/ CAVE/LEE	1:58.39
9 8	LIN JARRATT/CARTER/ MYLETT/TONNER	2:09.21

Race: 175 Masters K4 1000m Final		
1 5	SOU KENT/NICHOLSON/ WILLIS/HINVES	3:47.76
2 3	LIN QUITTENTON/OLIVER/ OLIVER/BULLIVANT	3:48.96
3 7	BOA DARLING/ESCOTT/ ESCOTT/MISSEN	3:50.15
4 9	RIC WATSON/NERCESSIAN/ HAYNES/GAVIN	3:51.87
5 6	WOR HOLMES/MORAN/ WOOD/LEE	3:52.48
6 2	LBZ WHITE/WHITE/ CAMPBELL/COX	3:53.95
7 1	WEY MORLEY/BANNISTER - MAI CHILDERSTONE/HAWS	4:04.48
8 8	LIN JARRATT/CARTER/ MYLETT/TONNER	4:22.68

Race: 195 Masters A K1 1000m Heat 1		
1 3	WOR T PHILLIPS	4:24.94
2 1	SOU R KENT	4:26.03
3 4	NOT I LIVSEY	4:26.97
4 5	RUN P BROOKES	4:28.94
5 6	BOA S MISSEN	4:29.69
6 2	SOU S WILLIS	4:31.80

Race: 196 Masters A K1 1000m Heat 2		
1 4	SOR N BLACKMAN	4:26.93
2 2	NOR D PENDLE	4:29.36
3 1	NOT R LITTLEWOOD	4:36.66
4 6	ANK S RICKETTS	4:37.87
5 5	RIC C GAVIN	4:41.71
6 3	WOR M HAWTHORN	5:04.32

Race: 236 Masters A K1 1000m Final		
1 2	NOR D PENDLE	4:10.42
2 6	SOR N BLACKMAN	4:10.68
3 5	WOR T PHILLIPS	4:11.87
4 4	SOU R KENT	4:11.98
5 9	NOT R LITTLEWOOD	4:12.01
6 8	BOA S MISSEN	4:14.26
7 3	NOT I LIVSEY	4:15.82
8 1	SOU S WILLIS	4:16.99
9 7	RUN P BROOKES	4:17.33

Race: 252 Masters A/B K2 1000m Heat 1		
1 2	SOU WILLIS/KENT	4:14.67
2 3	RUN ILLIDGE/SWALLOW (CHE)	4:17.15
3 4	NOT LIVSEY/LITTLEWOOD	4:19.37
4 6	RIC GAVIN/HAYNES	4:24.59
5 5	BOA ESCOTT/ESCOTT	4:25.92

Race: 253 Masters A/B K2 1000m Heat 2		
1 3	WOR PHILLIPS/BROOKES (RUN)	4:04.67
2 1	WOR HAWTHORN/PARKER	4:20.97
3 6	WOR HOLMES/MORAN	4:21.07
4 2	RIC NERCESSIAN/WATSON	4:26.32
5 5	MAI JORDAN/BANNISTER	4:52.33
6 4	BSF WRIGHT/GURNEY	5:31.16

Race: 268 Masters A/B K2 1000m FINAL		
1 5	WOR PHILLIPS/BROOKES (RUN)	3:57.23
2 3	NOT LIVSEY/LITTLEWOOD	4:00.05
3 6	RUN ILLIDGE/SWALLOW (CHE)	4:02.19
4 4	SOU WILLIS/KENT	4:08.04
5 7	WOR HAWTHORN/PARKER	4:15.50
6 8	RIC GAVIN/HAYNES	4:18.68
7 2	WOR HOLMES/MORAN	4:19.39
8 9	RIC NERCESSIAN/WATSON	4:25.10
	BOA Escott/Escott	DNS

### Class: Masters B

Race: 53 Masters B K1 500m Heat 1		
1 1	WOR A HOLMES	2:13.42
2 9	BOA S DARLING	2:18.80
3 2	RIC T NERCESSIAN	2:19.74
4 8	RIC C HAYNES	2:22.18
5 4	WOR M MORAN	2:25.10
6 5	RDG K SIMPSON	2:25.55
7 6	BSF A WRIGHT	2:26.61

Race: 54 Masters B K1 500m Heat 2		
1 1	BOA M ESCOTT	2:16.41
2 2	NOT M NADAL	2:17.13
3 8	WOR M BROWN	2:19.28
4 3	ADS N REEVES	2:21.95
5 5	MAI D JORDAN	2:22.66
6 6	MAI M BANNISTER	2:23.25
7 7	BOA J ESCOTT	2:23.77
8 4	BSF R BAKER	3:05.10

Race: 75 Masters B K1 500m F		
1 4	BOA M ESCOTT	2:14.62
2 5	WOR A HOLMES	2:14.84
3 3	BOA S DARLING	2:16.03
4 6	NOT M NADAL	2:16.28
5 2	RIC T NERCESSIAN	2:19.63
6 1	RIC C HAYNES	2:21.21
7 7	WOR M BROWN	2:22.80
8 9	MAI D JORDAN	2:24.65
9 8	ADS N REEVES	2:26.65

Race: 139 Masters B K1 200m F		
1 3	BOA M ESCOTT	48.42
2 5	BOA S DARLING	49.74
3 2	ADS N REEVES	52.40
4 1	WOR M BROWN	52.71
5 4	BSF A WRIGHT	54.37
6 6	BSF R BAKER	1:18.61

Race: 199 Masters B K1 1000m Heat 1		
1 3	BOA M ESCOTT	4:44.05
2 2	RIC C HAYNES	4:46.33
3 5	RIC T NERCESSIAN	4:48.57
4 1	MAI D JORDAN	4:52.26
5 7	ADS N REEVES	4:57.80
6 6	MAI M BANNISTER	5:05.57
7 4	BSF A WRIGHT	5:14.60

Race: 200 Masters B K1 1000m Heat 2		
1 5	NOT M NADAL	4:44.46
2 2	LIN S BULLIVANT	4:45.67
3 3	WOR M BROWN	4:47.28
4 7	BOA J ESCOTT	4:52.28
5 1	BOA S DARLING	4:56.21

Race: 237 Masters B K1 1000m F		
1 4	NOT M NADAL	4:32.05
2 5	BOA M ESCOTT	4:34.40
3 6	LIN S BULLIVANT	4:36.26
4 3	RIC C HAYNES	4:36.54
5 2	RIC T NERCESSIAN	4:37.92
6 7	WOR M BROWN	4:40.59
7 8	MAI D JORDAN	4:41.86
8 9	BOA S DARLING	4:45.02
9 1	BOA J ESCOTT	4:45.53

### Class: Masters C

Race: 55 Masters C K1 500m Heat 1		
1 3	WOR J CAVE	2:20.23
2 1	ADS A DODSON	2:26.46
3 6	RDG P MAINPRIZE	2:28.99
4 2	LIN P JARRATT	2:31.48
5 5	ROY M FOSTER	2:38.75

Race: 56 Masters C K1 500m Heat 2		
1 4	ANK D RICKETTS	2:21.88
2 2	NOT T WEBB	2:23.67
3 3	NOT P MIETUS	2:27.28
4 1	BSF P SURRAGE	2:28.94
5 5	RUN S NIXON	2:29.56

Race: 76 Masters C K1 500m F		
1 4	ANK D RICKETTS	2:23.04
2 5	WOR J CAVE	2:23.87
3 3	ADS A DODSON	2:27.60
4 8	RDG P MAINPRIZE	2:29.91
5 1	RUN S NIXON	2:30.71
6 2	BSF P SURRAGE	2:31.18
7 6	NOT T WEBB	2:31.57
8 9	LIN P JARRATT	2:35.53
9 7	NOT P MIETUS	2:35.86

Race: 107 Masters C/D K2 500m F		
1 2	LIN OLIVER/OLIVER	2:13.01
2 4	LIN JARRATT/CARTER	2:14.69
3 1	BSF SURRAGE/DROMARD	2:15.90
4 3	LIN TONNER/MARSHALL	2:17.65

Race: 127 Masters C/D K2 200m F		
1 1	LIN OLIVER/OLIVER	49.39
2 3	LIN JARRATT/CARTER	49.98
3 2	LIN TONNER/MARSHALL	58.49

Race: 140 Masters C K1 200m F		
1 2	ADS A DODSON	50.26
2 4	ANK D RICKETTS	50.53
3 8	LIN G CARTER	52.27
4 3	LIN R OLIVER	52.28
5 5	NOT T WEBB	55.15
6 1	LIN P JARRATT	57.56
7 7	BSF P SURRAGE	58.02
8 6	RUN S NIXON	59.28

Race: 197 Masters C K1 1000m Heat 1		
1 3	WOR J CAVE	4:59.70
2 4	ANK D RICKETTS	5:01.18
3 1	NOT T WEBB	5:02.35
4 2	RUN S NIXON	5:08.31
5 5	ROY M FOSTER	5:15.81

Race: 198 Masters C K1 1000m Heat 2		
1 3	ADS A DODSON	5:09.57
2 4	BSF P SURRAGE	5:12.51
3 1	NOT P MIETUS	5:13.57
4 2	LIN P JARRATT	5:14.68

Race: 238 Masters C K1 m F		
1 5	WOR J CAVE	4:47.99
2 6	NOT T WEBB	4:53.77
3 4	ANK D RICKETTS	4:54.92
4 7	ADS A DODSON	4:57.40
5 3	RUN S NIXON	4:59.44
6 8	NOT P MIETUS	5:04.21
7 9	ROY M FOSTER	5:05.94
8 2	BSF P SURRAGE	5:08.19
9 1	LIN P JARRATT	5:08.39

Race: 254 Masters C K2 1000m FINAL		
1 4	LIN OLIVER/OLIVER	4:41.20
2 1	LIN JARRATT/CARTER	4:42.18
3 3	BSF SURRAGE/DROMARD	4:43.30
4 2	LIN TONNER/MARSHALL	4:56.87

### Class: Masters D

Race: 77 Masters D K1 500m F		
1 3	LBZ D CAMPBELL	2:31.99
2 6	NOR G RICKS	2:35.15
3 5	LIN A MILES	2:40.70
4 2	LIN C TONNER	2:46.86
5 4	BAS H SMITH	2:47.84
	TRE P.Roberts	DNS

Race: 141 Masters D K1 200m F		
1 2	TRE P ROBERTS	56.21
2 4	LIN A MILES	1:00.15
3 1	LIN C TONNER	1:04.07
4 3	BAS H SMITH	1:04.40

Race: 239 Masters D K1 1000m F		
1 3	LBZ D CAMPBELL	5:04.84
2 5	NOR G RIX	5:05.09
3 4	LIN A MILES	5:22.16
4 1	LIN C TONNER	5:28.43
5 2	BAS H SMITH	5:32.50

### Class: Mens B Canoe

Race: 26 Mens B C1 500m Heat 1		
1 7	FLA J STYAN	2:12.27
2 4	RIC K YURKOWICZ	2:18.30
3 8	RLS J VORBERGER	2:20.04
4 1	FLA G HUNT	2:22.00
5 6	IND M SANTOS COSTA	2:25.33
6 9	IND T MARSHALL	2:31.81
7 2	IND M JUMP	2:40.07

Race: 27 Mens B C1 500m Heat 2		
1 5	RLS A SATERNUS	2:18.82
2 2	IND R JEFFRIES	2:21.63
3 9	IND J HOYES	2:27.88
4 8	IND M SOLLARS	2:33.33
5 7	WEY R ETHERIDGE	2:34.96
6 4	WEY A BONHAM	2:37.62
7 1	LBZ M MARTIN	2:38.08
8 6	BSF R DROMARD	3:39.00

Race: 48 Mens B C1 500m FINAL 1  
 1 5 FLA J STYAN 2:10.41  
 2 4 RIC K YURKWICH 2:13.72  
 3 3 RLS J VORBERGER 2:14.93  
 4 6 RLS A SATERNUS 2:16.35  
 5 2 FLA G HUNT 2:19.97  
 6 7 IND R JEFFRIES 2:21.95  
 7 8 IND M SANTOS COSTA 2:22.89  
 8 1 IND J HOYES 2:23.21  
 9 9 IND T MARSHALL 2:29.95

Race: 49 Mens B C1 500m FINAL 2  
 1 5 IND M SOLLARS 2:32.41  
 2 3 LBZ M MARTIN 2:33.10  
 3 4 WEY R ETHERIDGE 2:34.95  
 4 6 WEY A BONHAM 2:35.87  
 5 7 IND M JUMP 2:53.03  
 6 2 BSF R DROMARD 3:32.57

Race: 109 Mens B C1 200m Heat 1  
 1 8 IND R SIKORSKI 49.43  
 2 3 RIC K YURKWICH 49.47  
 3 7 FLA J STYAN 50.31  
 4 4 RLS J VORBERGER 51.43  
 5 1 IND M SANTOS COSTA 52.18  
 6 5 IND M JUMP 56.28  
 7 9 IND J HOYES 56.36  
 8 2 WEY A BONHAM 56.71  
 9 6 CLM L SUTTLE 1:27.55

Race: 110 Mens B C1 200m Heat 2  
 1 5 FLA G HUNT 50.98  
 2 1 IND M SOLLARS 55.48  
 3 8 WEY R ETHERIDGE 55.83  
 4 6 IND R JEFFRIES 56.41  
 5 7 IND T MARSHALL 56.80  
 6 4 LEI B BOLTON-WAUGH 59.65  
 7 2 WOK R HART 59.90

Race: 125 Mens B C1 200m FINAL  
 1 5 IND R SIKORSKI 49.50  
 2 6 FLA J STYAN 49.68  
 3 4 RIC K YURKWICH 50.61  
 4 3 FLA G HUNT 52.43  
 5 7 RLS J VORBERGER 52.73  
 6 2 IND M SANTOS COSTA 53.68  
 7 1 WEY R ETHERIDGE 57.50  
 8 8 IND M SOLLARS 59.04  
 9 9 IND M JUMP 1:04.31

Race: 181 Mens B C1 1000m Heat 1  
 1 2 RLS A SATERNUS 4:43.16  
 2 4 IND M SANTOS COSTA 4:54.29  
 3 8 IND R JEFFRIES 5:00.93  
 4 3 IND T MARSHALL 5:05.94  
 5 5 IND M JUMP 5:09.68  
 6 6 LBZ M MARTIN 5:30.07  
 7 7 BSF R DROMARD 6:38.75

Race: 182 Mens B C1 1000m Heat 2  
 1 1 IND R SIKORSKI 4:36.43  
 2 2 FLA J STYAN 4:36.70  
 3 8 RLS J VORBERGER 4:49.62  
 4 5 FLA G HUNT 4:55.60  
 5 6 PAN M MARSHALL 5:00.42  
 6 7 IND J HOYES 5:00.80  
 7 3 IND M SOLLARS 5:04.87  
 8 4 WEY A BONHAM 5:27.61

Race: 201 Mens B C1 1000m FINAL  
 1 5 IND R SIKORSKI 4:33.07  
 2 4 FLA J STYAN 4:39.31  
 3 6 RLS A SATERNUS 4:43.68  
 4 3 RLS J VORBERGER 4:55.17  
 5 2 FLA G HUNT 4:57.84  
 6 7 IND M SANTOS COSTA 5:06.73  
 7 9 IND R JEFFRIES 5:07.73  
 8 1 IND J HOYES 5:13.37  
 PAN M Marshall DNS

Race: 9 Mens B C2 500m FINAL  
 1 4 FLA HUNT/STYAN 2:04.24  
 2 1 RLS VORBERGER/SATERNUS 2:07.53  
 3 3 IND JUMP/SANTOS COSTA 2:16.34  
 4 6 IND HOYES/MARSHALL 2:18.88  
 5 2 IND JEFFRIES/SOLLARS 2:19.32  
 6 8 WEY BONHAM/GOHAR (RIC) 2:23.32  
 7 7 WEY ETHERIDGE/LUCK 2:32.26  
 8 5 LBZ MARTIN/CROOKS (CLM) 2:36.53

Race: 137 Mens B C2 200m FINAL  
 1 4 FLA HUNT/STYAN 47.89  
 2 3 IND JEFFRIES/SOLLARS 51.79  
 3 2 IND HOYES/MARSHALL 52.66  
 4 5 IND JUMP/SANTOS COSTA 52.72  
 5 6 WEY ETHERIDGE/LUCK 59.76  
 6 1 LBZ MARTIN/CROOKS (CLM) 59.94  
 7 7 WOK RIPPINGTON/SUTTLE 1:14.10

Race: 260 Mens B C2 1000m FINAL  
 1 7 FLA STYAN/TRAIN 4:21.07  
 2 6 RLS VORBERGER/SATERNUS 4:25.20  
 3 1 IND JUMP/SANTOS COSTA 4:33.80  
 4 3 IND HOYES/MARSHALL 4:40.89  
 5 5 WEY BONHAM/GOHAR 4:45.28  
 6 4 IND JEFFRIES/SOLLARS 4:45.43  
 7 2 LBZ MARTIN/CROOKS -CLM 5:16.54

Race: 71 Mens B C4 500m FINAL  
 1 5 RIC JEFFRIES/SOLLARS/ SIKORSKI/YURKWICH (IND) 1:59.00  
 2 7 IND HOYES/MARSHALL/ JUMP/SANTOS COSTA 2:07.56  
 3 9 WEY ETHERIDGE/BONHAM/ LUCK/GOHAR (RIC) 2:16.07  
 4 3 FLA STYAN/HUNT/ SHAW/TRAIN 2:17.87  
 5 1 RLS SATERNUS/VORBERGER/ CROOKS/MARTIN (LBZ) 2:21.46

Race: 152 Mens B C4 200m FINAL  
 1 1 IND JEFFRIES/SOLLARS/ YORKWICH/STYAN -RIC-F 44.11  
 2 2 IND HOYES/MARSHALL/ JUMP/SANTOS COSTA 49.38  
 3 4 FLA TRAIN/CROOKS/ MARTIN/SHAW -CLM-LBZ 50.73  
 4 3 WEY LUCK/ETHERIDGE/ BONHAM/WATSON -RIC 52.94

Race: 226 Mens B C4 1000m FINAL  
 1 5 IND SATERNUS/VORBERGER/ SIKORSKI/HUNT (RLS-IND) 3:53.44  
 2 3 IND SANTAS COSTA/HAYES/ MARSHALL/JUMP 4:12.52  
 3 7 IND STYAN/SHAW/ SOLLARS/JEFFRIES (FLA) 4:17.72  
 4 9 LBZ MARTIN/CROOKS/ MARSHALL/BOLTON-WAUGH 4:25.61  
 5 1 RIC BONHAM/ETHERIDGE/ LUCK/GOHAR (WEY) 4:25.84

### Class: Junior Canoe

Race:8 Junior C4 500m FINAL  
 1 3 FLA  
 2 4 FLA CALVERT/INGLES/ CRITCHLEY/SUTTLE (CLM) 2:15.96  
 3 2 FLA  
 4 1 FLA TRAIN/DUCK/ AVERY/BAILEY (RIC) 2:34.28

Race:70 Junior C2 500m FINAL  
 1 2 FLA CRITCHLEY/CAYFORD (BSF) 2:28.63  
 2 3 FLA OSBOURNE/CALVERT 2:29.37  
 3 8 FLA DUCK/WORTHINGTON (RIC) 2:37.92  
 4 5 FLA HEAD/TRAIN (BAN) 2:46.65  
 5 1 CLM SUTTLE/RIPPINGTON (WOK) 2:51.20  
 6 6 FLA INGLES/SHAW (FLA) 3:02.53  
 7 7 FLA AVERY/WEIR (BAN) 3:08.59

Race:102 Junior C1 500m final 1  
 1 2 BAN I WEIR 2:15.07  
 2 6 FLA C CALVERT 2:17.72  
 3 1 RIC M DUCK 2:19.57  
 4 5 BSF A CAYFORD 2:22.60  
 5 4 BAN R WEIR 2:27.32  
 6 3 FLA M TRAIN 2:28.53

Race:103 Junior C1 500m Final 2  
 1 5 FLA S SHAW 2:44.08  
 2 1 CLM L SUTTLE 3:10.19  
 3 4 FLA J CRITCHLEY 3:20.27  
 4 3 FLA S INGLES 3:31.70

Race:154 Junior C2 1000m FINAL  
 1 2 FLA WEIR/TRAIN (BAN) 4:14.45  
 2 5 RIC DUCK/CAYFORD (BSF) 4:14.87  
 3 3 FLA WEIR/CALVERT (BAN) 4:18.29  
 4 8 CLM SUTTLE/RIPPINGTON (WOK) 5:29.51  
 5 4 FLA OSBOURNE/SHAW 5:30.70  
 6 1 FLA HEAD/INGLES 5:54.19  
 7 7 FLA CRITCHLEY/WORTHINGTON 6:10.86  
 BAN/FLA Chapman/Shaw DNS

Race:202 Junior C1 1000m FINAL  
 1 1 BAN I WEIR 4:50.72  
 2 4 FLA C CALVERT 4:55.92  
 3 8 RIC M DUCK 5:00.17  
 4 7 FLA M TRAIN 5:05.38  
 5 6 BAN R WEIR 5:10.17  
 6 2 BSF A CAYFORD 5:14.20  
 7 5 FLA S SHAW 5:50.66  
 8 3 FLA J CRITCHLEY 6:56.43

Race:256 Junior C4 1000m FINAL  
 1 5 FLA WEIR/GAYFORD/ HEAD/WORTHINGTON (BAN-) 4:36.69  
 2 7 WOK WEIR/SHAW/ OSBOURNE/RIPPINGTON ( 4:38.93  
 3 1 RIC TRAIN/AVERY/ BAILEY/DUCK (FLA) 4:47.73

### Class: Womens A

Race: 28 Womens A K1 500m FINAL  
 1 9 NOT L WAINWRIGHT 1:55.30  
 2 1 ROY J WALKER 1:57.20  
 3 4 FLA J TRAIN 1:57.80  
 4 3 ELM A. HEMMINGS 1:57.81  
 5 5 WEY R CAWTHORN 1:58.97  
 6 6 ELM L SAWERS 2:00.75  
 7 7 RDG A COULSON 2:02.09  
 8 8 NOT H.MASON 2:02.47  
 9 2 SDS S BRAITHWAITE 2:05.76

Race: 113 Womens A K1 200m FINAL  
 1 2 NOT L WAINWRIGHT 43.09  
 2 6 WEY R CAWTHORN 45.77  
 3 4 SDS S BRAITHWAITE 46.05  
 4 5 ELM L SAWERS 47.15

Race: 216 Womens A K1 1000m FINAL  
 1 2 WEY R CAWTHORN 4:05.76  
 2 1 FLA J TRAIN 4:06.38  
 3 5 ROY J WALKER 4:08.95  
 4 3 ELM L SAWERS 4:10.85  
 5 4 SDS S BRAITHWAITE 4:19.85

Race: 72 Womens A/B K2 500m FINAL  
 1 5 ORS WALKER/HEMMINGS 1:50.58  
 2 2 ORS COULSON/SAWERS 1:52.75  
 3 4 ORS BRAITHWAITE/WAINWRIGH 1:54.83  
 4 8 ORS CAWTHORN/MASON 1:55.38  
 5 3 JRS EDMONDS/KING 1:55.55  
 6 7 ORS LAWRENCE/TRAIN 1:55.73  
 7 6 ORS HAWKIE/SPENCER 1:59.97  
 8 1 IND TAYLOR/HANNAH (ELM) 2:03.88

Race: 135 Senior Womens K2 200m FINAL  
 1 9 ORS CAWTHORN/MASON 42.11  
 2 6 ORS COULSON/SAWERS 43.61  
 3 1 ORS HAWKIE/SPENCER 43.93  
 4 5 IND TAYLOR/HANNAH (ELM) 47.64  
 5 3 LIN MYLETT/PIKE 1:02.12

Race: 248 Womens A/B K2 1000m FINAL  
 1 1 ORS CAWTHORN/MASON 3:52.49  
 2 6 ORS COULSON/SAWERS 3:52.72  
 3 3 JRS EDMONDS/KING 3:59.24  
 4 2 ORS HAWKIE/SPENCER 4:00.04  
 5 5 IND HOOGESTEGE/HANNAH 4:22.03

Race: 91 Senior Womens K4 500m FINAL  
 1 1 ORS CAWTHORN/MASON/ HEMMINGS/WALKER 1:41.54  
 2 5 ORS WAINWRIGHT/BRAITHWAIT COULSON/SAWERS 1:43.97  
 3 2 IND HANNAH/TAYLOR/ HAWKIE/SPENCER (ELM-EX) 1:50.89  
 4 3 WOR CHURCHILL/MAUNDER/ MAUNDER/COTTERILL (NOT) 2:01.41  
 5 4 NOR FRANKLIN/MORAN/ HICKS/SYKES (ANK-WOR) 2:04.50

Race: 151 Senior Womens K4 200m FINAL  
 1 3 ORS CAWTHORN/MASON/ SAWERS/BRAITHWAITE 39.62  
 2 2 IND TAYLOR/HANNAH/ SPENCER/HAWKIE (ELM-HE) 42.28  
 3 1 WOR CHURCHILL/MAUNDER/ MAUNDER/COTTERILL -NO 47.87

Race: 266 Senior Womens K4 1000m FINAL  
 1 1 IND HANNAH/HOOGESTEGE/ MILLEST/DILAI -RUN-SO 4:01.30  
 2 2 WOR CHURCHILL/MAUNDER/ MAUNDER/COTTERILL (NOT) 4:02.35  
 3 4 LIN QUITTENTON/TONNER/ MYLETT/PIKE 5:00.54

### Class: Womens B

Race: 29 Womens B K1 500m FINAL  
 1 1 WEY A EDMONDS 2:04.94  
 2 4 RDG A KING 2:06.10  
 3 2 EXE J HAWKIE 2:07.97  
 4 7 SLP J EGAN 2:08.31  
 5 9 HER C SPENCER 2:09.03  
 6 3 NOT R SIKORSKI 2:10.00  
 7 6 ELM N TAYLOR 2:12.13  
 8 5 IND A HANNAH 2:13.59  
 9 8 WOR O CHURCHILL 2:15.69

Race: 114 Womens B K1 200m FINAL  
 1 3 NOT H MASON 46.13  
 2 1 SLP J EGAN 46.84  
 3 5 TRU J HAWKIE 48.74  
 4 6 HER C SPENCER 49.42  
 5 4 IND A HANNAH 49.87  
 6 7 WOR O CHURCHILL 51.07  
 7 2 ELM N TAYLOR 51.35

Race: 215 Womens B K1 1000m FINAL  
 1 8 RDG A KING 4:14.77  
 2 5 SLP J EGAN 4:18.41  
 3 9 EXE J HAWKIE 4:18.79  
 4 6 HER C SPENCER 4:18.93  
 5 2 WEY A EDMONDS 4:23.62  
 6 3 ELM N TAYLOR 4:28.64  
 7 4 WOR O CHURCHILL 4:29.37  
 8 1 IND A HANNAH 4:30.51

### Class: Womens C

Race: 73 Womens C/D K2 500m FINAL  
 1 5 RIC WEATHERALL/COOPE (RDG) 2:25.88  
 2 3 WEY MONK/AKERMAN 2:28.90  
 3 4 ANK FRANKLIN/HICKS (NOR) 2:30.83  
 4 6 ADS JACOBS/NEWMAN 2:33.54  
 5 2 LIN MYLETT/PIKE 2:34.07  
 WOR Hawthorn/Moran DNS

Race: 249 Womens C/D K2 1000m FINAL  
 1 4 SOU MILLEST/MAUNDER (WOR) 4:46.30  
 2 1 WEY MONK/AKERMAN 4:56.27  
 3 2 ANK FRANKLIN/HICKS (NOR) 4:57.11  
 4 3 LIN MYLETT/PIKE 5:13.49

## Class: Womens D

Race: 30 Womens D K1 500m Heat 1

1	2	RIC	K WEATHAAL	2:30.67
2	5	WOR	S RIPPINGTON	2:31.84
3	1	RDG	A COOPER	2:32.63
4	3	LIN	D QUITTENTON	2:41.25
5	7	LIN	S PIKE	2:44.51
6	6	WOR	J MORAN	2:45.90
7	8	ANK	E FRANKLIN	2:45.90
8	4	NOR	J HICKS	2:46.46

Race: 31 Womens D K1 500m Heat 2

1	1	RUN	M DILAI	2:22.33
2	3	CLM	L SUTTLE	2:29.08
3	5	SOU	S MILLEST	2:32.49
4	2	WOR	J MAUNDER	2:36.59
5	7	WOR	A MAUNDER	2:39.63
6	6	ADS	L NEWMAN	2:47.06
7	4	SOU	M HUISMAN	2:51.49

Race: 50 Womens D K1 500m FINAL

1	5	RUN	M DILAI	2:22.16
2	4	CLM	L SUTTLE	2:27.63
3	7	SOU	S MILLEST	2:28.53
4	3	WOR	S RIPPINGTON	2:29.57
5	6	RIC	K WEATHERALL	2:30.83
6	2	RDG	A COOPER	2:31.14
7	1	WOR	A MAUNDER	2:32.96
8	8	WOR	J MAUNDER	2:36.77
9	9	LIN	D QUITTENTON	2:42.41

Race: 115 Womens D K1 200m FINAL

1	5	SOU	S MILLEST	54.85
2	2	WOK	S RIPPINGTON	56.69
3	7	RDG	A COOPER	57.68
4	4	WOR	A MAUNDER	58.95
5	1	FOX	R BULTER	59.03
6	3	WOR	J MAUNDER	59.49
7	8	LIN	S PIKE	1:02.20
8	6	LIN	D QUITTENTON	1:02.29

Race: 179 Womens D K1 1000m Heat 1

1	7	SOU	S MILLEST	5:03.03
2	4	WOK	S RIPPINGTON	5:06.34
3	3	RDG	A COOPER	5:07.60
4	2	NOR	J HICKS	5:27.66
5	1	WOR	J MORAN	5:28.85
6	5	LIN	S PIKE	5:32.32
7	6	BSF	A JUDGE	5:41.89

Race: 180 Womens D K1 1000m Heat 2

1	6	IND	N HOOGESTEGE	4:43.73
2	3	RUN	M DILAI	4:46.93
3	4	WOR	A MAUNDER	5:11.47
4	2	WOR	J MAUNDER	5:14.62
5	1	WOR	S HAWTHORN	5:14.74
6	5	LIN	D QUITTENTON	5:32.10
7	7	ANK	E FRANKLIN	5:32.28

Race: 214 Womens D K1 1000m FINAL

1	5	IND	N HOOGESTEGE	4:42.45
2	4	RUN	M DILAI	4:47.69
3	6	SOU	S MILLEST	5:02.39
4	3	WOK	S RIPPINGTON	5:03.79
5	7	RDG	A COOPER	5:08.16
6	1	WOR	S HAWTHORN	5:14.65
7	2	WOR	A MAUNDER	5:14.73
8	8	WOR	J MAUNDER	5:16.42
9	9	NOR	J HICKS	5:25.76

## Class: Paddlability

Race: 44 Paddlability K2 500m FINAL

1	4	NWK	M BAINES/HEWITT	2:40.87
2	3	SGB	MILLS/WOOD	2:43.91
3	1	TRE	RUSS/SWAINTON	3:43.93
4	2	SGB	OSMOND/SMITH	3:57.36

Race: 81 Paddlability K1 1000m FINAL 1

1	3	SGB	C MILLS	3:11.40
2	1	NWK	M HEWITT	3:22.68
3	2	SGB	R WOOD	3:53.75

Race: 82 Paddlability K1 1000m FINAL 2

1	1	TRE	C WILSON	3:50.39
3	5	SGB	H OSMOND	4:02.33
4	2	TRE	M SWAINTON	4:06.97
5	3	SGB	K SMITH	4:22.34
6	4	TRE	J RUSS	4:45.16

Race: 111 Paddlability K1 200m FINAL 1

1	4	NWK	M BAINES	1:02.09
2	1	NWK	M HEWITT	1:11.25
3	5	NED	L GARDENER	1:14.64
4	6	SGB	C MILLS	1:14.70
5	2	SGB	H OSMOND	1:26.51
6	3	SGB	R WOOD	1:27.43

Race: 112 Paddlability K1 200m FINAL 2

1	3	TRE	C WILSON	1:25.44
2	7	TRE	M SWAINTON	1:32.66
3	5	TRE	J RUSS	1:32.79
4	6	TRE	C BENTLEY	1:36.66
5	2	NWK	K OWEN	1:47.44
6	4	SGB	K SMITH	1:49.05

Race: 136 Paddlability K2 200m FINAL

1	4	NWK	M BAINES/HEWITT	1:01.12
2	5	NWK	GARDNER/LOWE(NED)	1:05.01
3	1	TRE	SWAINTON/WILSON	1:26.06
4	2	SGB	OSMOND/SMITH	1:29.09

Race: 203 Paddlability K2 1000m FINAL

1	3	NWK	GARDENER/LOWE(NED)	5:37.38
2	2	SEB	OSMOND/HANDS	6:22.94

Race: 255 Paddlability K1 1000m FINAL

1	4	NWK	M BAINES	5:45.11
2	3	NED	L GARDNER	6:24.19
3	1	NWK	M HEWITT	6:49.68
4	2	SGB	H OSMOND	8:29.27

## Class: Mini K4

Race:45 Mini U12 Boys/Girls K4 500m F

1	2	ELM	DE FERRER/PIERCY/ VORLEY/BLACKMAN(ROY)	2:27.30
---	---	-----	---	---------

2	1	TRE		2:30.24
3	3	NOT	LITTLEWOOD/CHIMIEL/ CHIMIEL/KAY	2:31.01
4	8	NOR	RIX/LEE-SMITH/ HICKS/BURDETT(MAI)	2:33.66
5	7	LBZ	ROBERTS/LAY/ ELLISJENKINSON/FOWLEY	2:36.17
6	6	LBZ	MURPHY/OSBORNE/ FITZPATRICK/WESTWOOD	2:44.52
7	5	ROY	BLACKMAN/RUFF/ VENEMA OSBORN/DICKINS	2:46.52
8	4	BSF	GURNEY/SOLLARS/ GURNEY/PIERCY(ELM)	3:13.13

Race:270 MINI U10 Boys/Girls 500m Final

1	3	RIC	MARTIN/KILLIP/ LEWIS/QUITTENTON(LIN)	2:33.55
---	---	-----	---	---------

2	1	ADS		2:44.30
3	2	FOR		2:53.51

Race:271 MINI K4 U10 Boys/Girls 1000m Final

1	2	ELM	DE FERRER/PIECY/ VORLEY/BLACKMAN(ROY-B)	5:15.38
2	4	LBZ	ROBERTS/LAY/ ELLIS-JENKINSON/FOLEY	5:29.42
3	1	RIC	SOLLARS/GAY/ STYAN/LEWIS(BSF-F0R-F)	5:46.48
4	3	LBZ	MURPHY/OSBORNE/ FITZPATRICK/WESTWOOD	5:58.71
5	6	MAI	GURNEY/SOLLORS/ GURNEY/CHIDWICK	6:42.59

Race:261 Mini U12 Boys/Girls K4 1000m F

1	6	BOA	MISSEN/BARNICOAT/ ESCOTT/CHIDWICK(MAI-C)	5:03.57
2	7	NOR	RIX/HICKS/ LEE-SMITH/BURDETT(MAI)	5:09.78
3	1	NOT	CHIMIEL/CHIMIEL/ KAY/LITTLEWOOD	5:10.21
4	3	CHE	THOMPSON/BROOKS/ OWEN/HATTON(RUN-ADS)	5:10.90
5	5	RIC	CAMPBELL/QUITTENTON/ KILLIP/MARTIN(LBZ)	5:31.52
6	2	ROY	BLACKMAN/RUFF/ VENEMA-OSBORNE/DICKIN	5:31.84
8	4	NOT	LITTLEWOOD/CHIMIEL/ LARKIN/KAY	6:29.29

## Class: Lightning U10

Race: 100 Lightning U10 Boys K2 500m F

1	7	LIN	QUITTENTON/MISSEN(BOA)	2:41.58
2	3	RIC	MARTIN/KILLIP	2:43.87
3	5	LBZ	MURPHY/LAY	2:53.39
4	6	LBZ	WESTWOOD/JENKINSON	2:54.05
5	2	CHE	HATTON/GAY(FOR)	3:11.16
6	4	LBZ	OSBORNE/ROBERTS	3:15.27
7	1	BSF	GURNEY/SOLLARS	3:26.46
8	9	LBZ	CAMPBELL/LEWIS(RIC)	3:28.50
9	8	LBZ	THOMPSON/FITZPATRICK	3:32.66

Race: 122 Lightning U10 Girls K1 500m F

2	8	NKC	O KAY	3:44.40
3	4	ROY	M BLACKMAN	3:48.59
4	2	LBZ	M CAMPBELL	3:49.29
5	3	BSF	I GURNEY	3:53.06
6	7	NKC	E LARKIN	4:07.27
7	1	COK	M CAMPBELL	4:09.58

Race: 147 Lightning U10 Boys K1 500m F

1	6	LIN	P QUITTENTON	3:06.23
2	4	LBZ	J WESTWOOD	3:11.80
3	5	LBZ	F JENKINTON	3:14.77
4	3	LBZ	O MURPHEY	3:15.29
5	7	FOR	C GAY	3:20.86
6	1	NOT	M LITTLEWOOD	3:30.27
7	9	LBZ	D FITZPATRICK	3:30.84
8	2	LBZ	S OSBORNE	3:36.54
9	8	BSF	M SOLLARS	3:59.21

Race: 174 Lightning U10 Boys K2 1000m F

1	7	BOA	QUITTENTON/MISSEN(LIN)	5:16.25
2	3	ADS	BROOKS/OWEN(RUN)	5:29.55
3	3	RIC	Martin/Killip	5:34:56
4	6	LBZ	WESTWOOD/ELLIS-JENKIN	5:45.60
5	5	LBZ	MURPHY/LAY	5:48.62
6	9	LBZ	CAMPBELL/LEWIS(RIC)	6:19.23
7	4	LBZ	OSBORNE/ROBERTS	6:23.21
8	2	CDK	BARNICOAT/GAY(FOR)	6:26.24
9	1	NOT	LITTLEWOOD/O CHIMIEL	6:27.02
10	8	LBZ	THOMPSON/FITZPATRICK	6:47.92
11		BSF	Gurney/Sollars	6:58:58

Race: 204 Lightning U10 Girls K1 1km F

Race: 205 Lightning U10 Boys K1 1km F

## Class: Lightning U12

Race:80 Lightning U12 Boys & Girls 500m F

1	6	ELM	DE FERRER/PIERCY	2:42.32
2	0	ADS	Owen/Brookes	2:42:35
3	2	NOT	CHIMIEL/CHIMIEL	2:43.23
4	1	TRE	SUNDERLAND/THOMPSON(C	2:47.28
5			Rix/Burdett	2:50:89
6	9	NOR	LEE-SMITH/HICKS	2:56.17
7	7	ROY	BLACKMAN/VORLEY	2:57.99
8	8	ROY	DICKENSON/VENEMA OSBO	2:59.92
9	3	NOT	LITTLEWOOD/KAY	3:01.15
10	5	ROY	BLACKMAN/RUFF	3:10.72
11	4	NOT	KAY/LARKIN	3:14.73
12			Gurney/Sollars	3:31:26

Race:120 Lightning U12 Boys K1 500m FINAL 1

1	5	BOA	J MISSEN	1:24.06
2	3	NKC	T CHIMIEL	1:26.50
3	4	TRE	P SUNDERLAND	1:31.43
4	6	MAI	S BURDETT	1:32.92
5	8	NKC	Z CHIMIEL	1:37.41
6	7	NOR	J RIX	1:37.51
7	2	LBZ	H LAY	1:39.14
8	1	LBZ	G ROBERTS	1:41.38
9	9	NKC	H KAY	1:48.61

Race:121 Lightning U12 Boys K1 500m FINAL 2

1	3	ROY	I BLACKMAN	3:22.85
2	2	ROY	D VORLEY	3:26.07
3	6	CHE	E THOMPSON	3:26.56
4	7	BSF	E GURNEY	3:29.99
5	5	ROY	J OSBOURNE	3:31.83
6	8	ROY	M DICKINSON	3:37.32
7	4	ROY	L RUFF	3:39.44
8	1	LBZ	J THOMPSON	3:44.01
9	9	BSF	A SOLLARS	3:59.24

Race:146 Lightning U12 Girls K1 500m F

1	4	ADS	B OWEN	2:57.66
2	3	RIC	A MARTIN	3:03.96
3	1	MAI	BURDETT/CHIDWICK	3:10.39
4	7	ELM	M DE FERRER	3:11.16
5	6	RIC	R KILLIP	3:12.62
6	5	NOR	H HICKS	3:14.74
7	8	LBZ	K FOLEY	3:15.77
8	9	ELM	E PIERCY	3:23.08
9	1	NOR	L SMITH	3:23.18

Race:155 Lightning U12 Boys/Girls 1000m F

1	7	NOT	CHIMIEL/CHIMIEL	5:17.26
2	2	ELM	DE FERRE/PIERCY	5:21.28
3	1	MAI	BURDETT/CHIDWICK	5:24.28
4	6	ROY	BLACKMAN/VORLEY	5:44.12
5	5	FLA	Styan/Larkin	5:44:55
6	5	NOR	RIX/LEE-SMITH	5:46.26
7	8	NOT	KAY/KAY	5:50.96
8			Escott/Thompson	5:53:95
9	4	ROY	DICKINSON/VENEMA OSBO	5:53.95
10	9	BSF	GURNEY/SOLLARS	6:09.31
11	3	ROY	BLACKMAN/RUFF	6:10.46

Race:242 Lightning U12 Boys K1 1km F

1	5	BOA	J MISSEN	6:10.38
2	4	NKC	T CHIMIEL	6:14.05
3	8	NKC	Z CHIMIEL	6:21.45
4	7	NOR	J RIX	6:25.45
5	6	MAI	S BURDETT	6:26.90
6	9	NKC	H KAY	6:27.36
7	3	LBZ	H LAY	6:41.86
8	1	CHE	E THOMPSON	6:42.44
9	2	LBZ	G ROBERTS	6:47.97

Race:243 Lightning U12 Girls K1 1km F

1	4	ADS	B OWEN	6:05.62
2	3	RIC	A MARTIN	6:13.86
3	6	RIC	R KILLIP	6:22.53
4	7	ELM	M DE FERRER	6:23.99
5	2	RUN	C BROOKS	6:26.15
6	5	NOR	H HICKS	6:29.05
7	8	LBZ	K FOLEY	6:36.03
8	9	ELM	E PIERCY	6:38.86
9	1	NOR	L SMITH	6:51.02



## BCU Flatwater Sprint Racing PENALTY POINTS

Int	Surname	Club	Class	Reg	2008		2007		2007		Total		
					May	Type	April	Sept	Type	July		Type	June
A	Herbent	RLS	MBK	0621							1	N	1
T	Humphries	ROY	BAK	2646				1	N				1
	Hunt	RLS	MBC		1	N							1
S	Holmes	WOR	GBK	1436			2	N					2
N	Hoogesteger	IND	WDK	5653				1	Z				1
C	Howe	CLM	MCK	3869	1	F							1
B	Irvine	RIC	MBK	5093							1	N	1
	Ingles	FLA	JJC	5585			1	F					1
	Jordan	MAI	BAK	4869	1	F							1
T	Jordan	MAI	WDK	5201				1	Z				1
D	Jordan	MAI	MCK	2564				1	Z				1
B	Keogh	SLP	BAK	4678						1	N		1
N	Kelly	RIC	WCK	3402						1	N	1	2
J	Kimble	WOK	WDK	5707				1	F				1
B	Keogh	SLP	MBK	1989			4	N					4
P	Lannighan	FOX	MBK	5745	2	N/F							2
M	Lambert	WEY	BCK	5354							1	N	1
B	Lawrence	BUR	MVB	1596							1	FR	1
M	Lawrence	LBZ	MBC	3295							1	N	1
P	Lannighan	FOX	MVA	5745			1	F					1
S	McCarrol	FOX	WDK	5675				1	F				1
	McCarroll	FOX	MCK	5675			1	N					1
C	McMorrin	SDS	MCK	5100			1	N					1
S	Madlicott	WEY	BDK	5642						1	N		1
B	Maloney	SLP	MAK	3411	1	C							1
T	Mainprize	RDG	BAK	5079							1	N	1
S	Marchetti	CEL	MBK	4832	2	C							2
P	Marshall	LIN	MVC	5666	1	N							1
M	Marshall	PAN	MBC	2466	1	F							1
M	Majchrzake	SLP	MAK	5254	3	C/N							3
S	Martin	RIC	MCC	2598						1	N		1
H	Mason	NOT	WAK	3876	1	N							1
F	Mitchell	CEL	BAK	4301			1	F					1
J	Morgan	WOR	WDK	0878	1	F							1
H	Monk	WEY	WDK	4265				1	N				1
R	Morrison	TRU	GDK	5554							1	N	1
J	Murphy	SLP	BBK	5013	1	C							1
E	Oxtoby	LBZ	GBK	5027				1	N				1
B	Parfitt	ELM	BAK	0605						1	N		1
S	Patterson	SDS	BAK	5051	1	F							1
D	Pendle	WOR	MVA	0252			1	F					1
T	Pendle	NOR	MBK	0308	2	N							2
T	Phillips	WOR	MVA	1950	1	N							1
S	Rippington	WOR	WDK	5094	1	C							1
P	Roberts	TRE	MVD	5799	1	F							1
J	Sawers	ELM	MAK	3663	2	N							2
M	Santos-Costa	IND	MBC	5775	1	N							1
J	Schofield	SOR	MAK	3864			1	N					1
H	Sealey	RDG	GDK	5351							1	N	1
C	Sears	ROY	MAK	2118	2	N	1	N					3
T	Sharpe	EXE	BAK	1901	1	F				1	N		2
S	Shaw	FLA	JCC	5589	1	F							1
T	Simmons	BOA	BAK	1216						1	N		1
K	Simpson	RDG	MVA	5472	1	N							1
J	Simmons	WEY	MAK	3894	1	N	1	N					2
R	Sikorski	IND	MBC	5457	3	N		1	N				4
M	Simms	NOT	MCK	5456	1	F							1
J	Staddon	ROY	BBK	5036				1	N				1

## BCU Flatwater Sprint Racing PENALTY POINTS

Int	Surname	Club	Class	Reg	2008		2007		2007		Total				
					May	Type	April	Sept	Type	July		Type	June	Type	
B	Stead	RIC	MAK	4929							2				
J	Surrage	BSF	MBK	3479					1	N	1				
K	Trotter	ELM	GBK	5088							1				
C	Tonner	LIN	MVC	5360	1	N					1				
D	Terry	WEY	BAK	1193					2	L	2				
V	Towers	IND	WDK	5654			1	Z			1				
	Vorberger	IND	MBC		1	N					1				
R	Walkinshaw	BSF	BBK	4954			1	N			1				
J	Walker	ROY	WAK	0801	2	F/N					2				
B	Watkins	SLP	MAK	3778			1	N			1				
L	Watson	NOT	MBK	4470							1				
M	Walsh	WEY	MBK	1726			1	N			1				
M	Welch	WEY	BAK	2999					1	N	2				
M	Wibrew	MAI	MVB	2562			1	Z			1				
M	Wilkes	CLM	BBK	5029					1	N	1				
P	Wilkes	CLM	BBK	2270					1	N	1				
J	Wilshaw	CLM	MDK	4874			1	N			1				
S	White	LBZ	MCK	4810			1	N			1				
A	Wright	BSF	MVA	2116	1	N					1				
P	Wycherley	WEY	MAK	3893							1				
					60		26		25		28		31		164

### Penalty Codes

**B** = Insufficient buoyancy  
**C** = Incorrect colours  
**D** = Dangerous conduct  
**F** = Failure to start final

**L** = Offensive language  
**N** = Wrong or no boat number  
**R** = Failure to report for inspection  
**S** = Unauthorised substitution